



SweDen Cup 6

Stage pack

Please note that these drawings are for information only. We reserve the right to change the stages as needed, but will make any effort to inform about changes made up to, but NOT including the building process.

Stage 01

Location: The bay

Scoring: Comstock

Targets: 8 Classic targets.

Min. Rounds/Max point: 16/80

Start Position: Standing relaxed one of the feet touching the green bar. Gun holstered and loaded. All the extra mags have to be on the blue poles.

Time starts: Audible Signal.

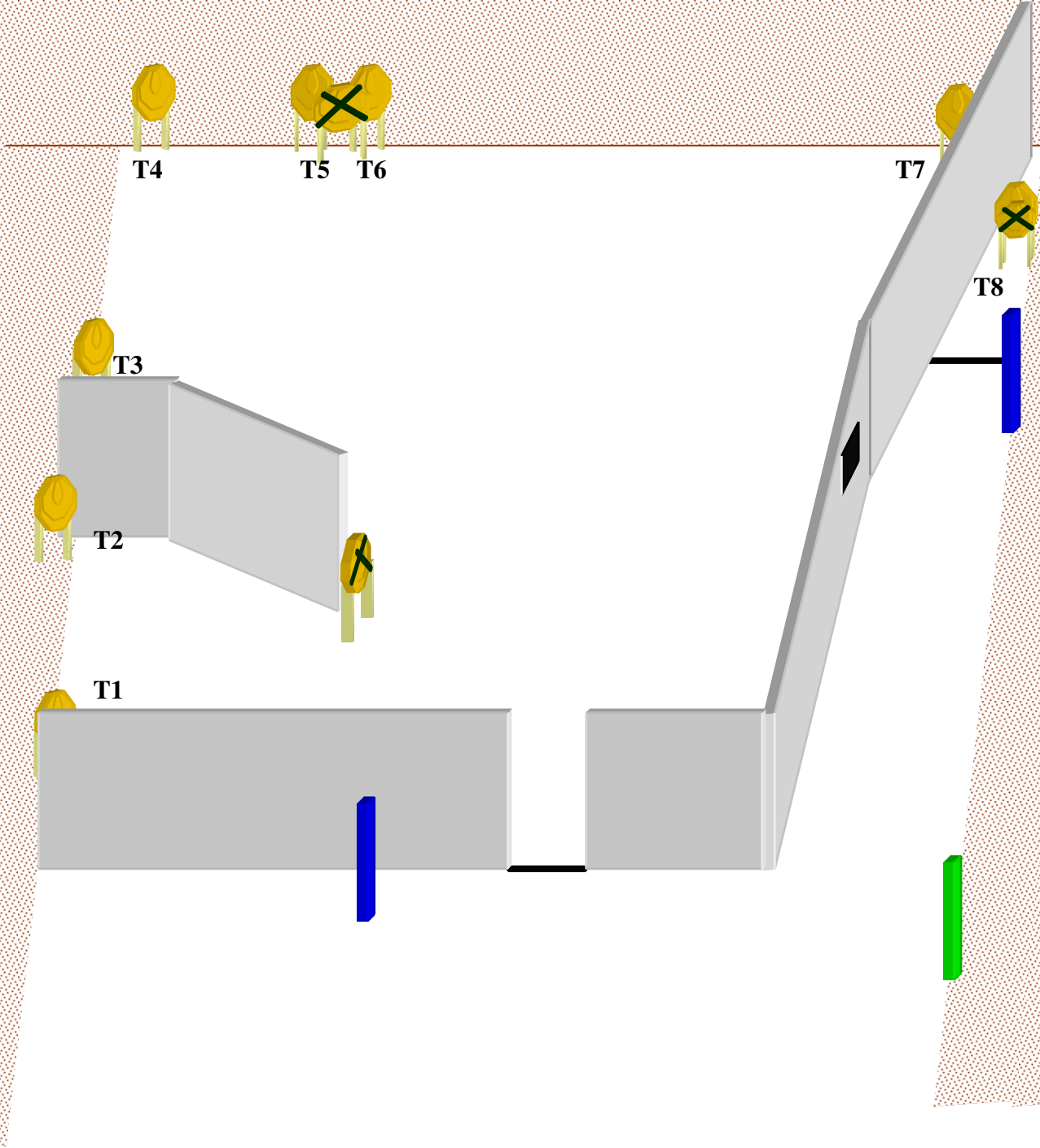
Time stops: Last Shot.

Penalties: Current edition IPSC rule book.

Procedure: On signal engage targets FOFS as they become visible.

Safety angles: Indicated by flags to the left and right of stage. 180 degrees down the range.

Additional instructions: Walls are hardcover. Fault lines extend indefinitely.



Stage 02

Location: The Hole

Scoring: Comstock

Targets: 12 Classic targets, 5 classic popper, 3 plates.

Min. Rounds/Max point: 32/160

Start Position: sitting on chair, facing off range. Hands on knees. Gun is loaded on the table.

Time starts: Audible Signal.




Time stops: Last Shot.

Penalties: Current edition IPSC rule book.

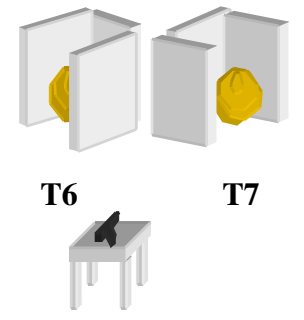
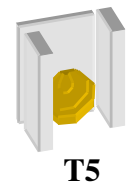
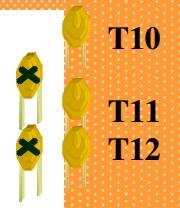
Procedure: On signal engage targets FOFS as they become visible.

Safety angles: Indicated by flags to the left and right of stage. 180 degrees down the range.

Additional instructions: Walls are hardcover. Fault lines extend indefinitely.

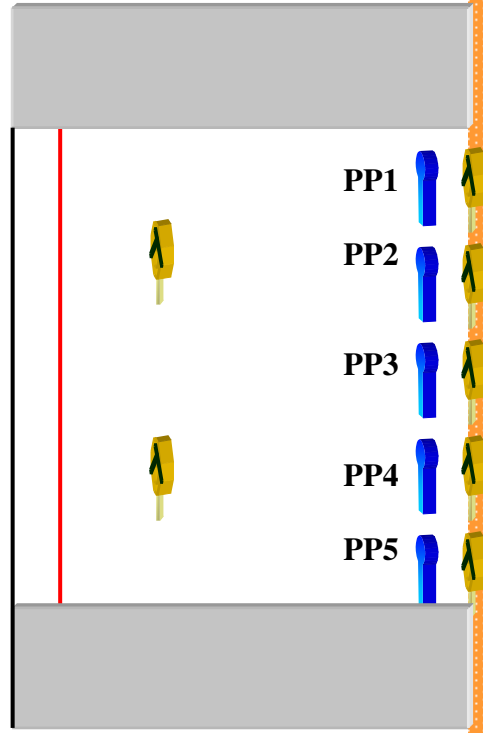


P1 P2 P3



T6

T7



PP1

PP2

PP3

PP4

PP5

T10

T11

T12

Stage 03

Location: Lille Pistol

Scoring: Comstock

Targets: 13 Classic targets.

Min. Rounds/Max point: 26/130

Start Position: Standing relaxed before the green bar on the ground, heels touching the bar. Gun holstered and loaded

Time starts: Audible Signal.

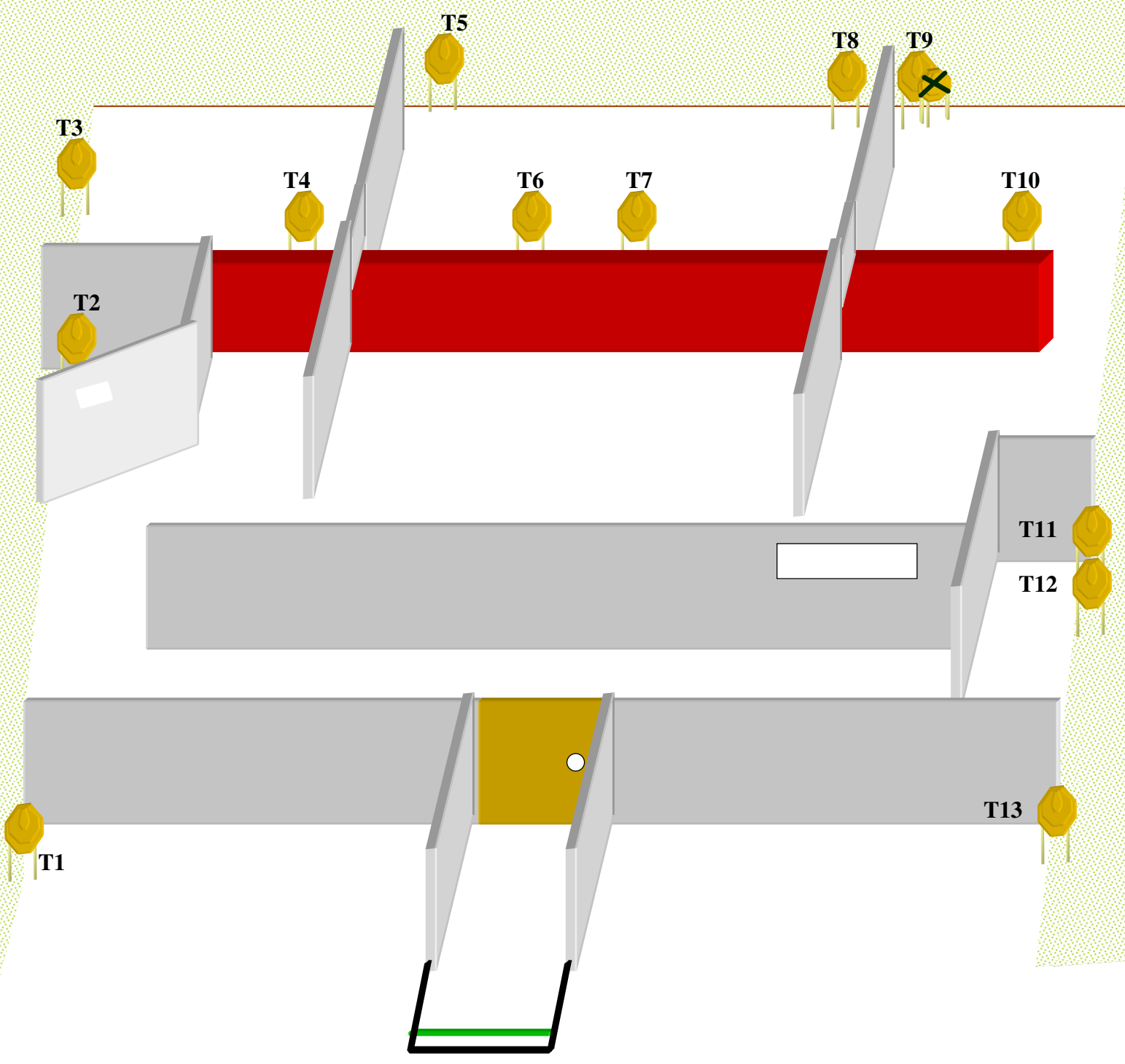
Time stops: Last Shot.

Penalties: Current edition IPSC rule book.

Procedure: On signal engage targets FOFS as they become visible.

Safety angles: Indicated by flags to the left and right of stage. 180 degrees down the range.

Additional instructions: Walls are hardcover. Fault lines extend indefinitely.



Stage 04

Location: 200m – left

Scoring: Comstock

Targets: 3 Classic targets, 6 classic mini popper, some N/S.

Min. Rounds/Max point: 12/60

Start Position: Standing before the wall, toes touching the wall and hands touching the red marker. Gun holstered and **unloaded**

Time starts: Audible Signal.

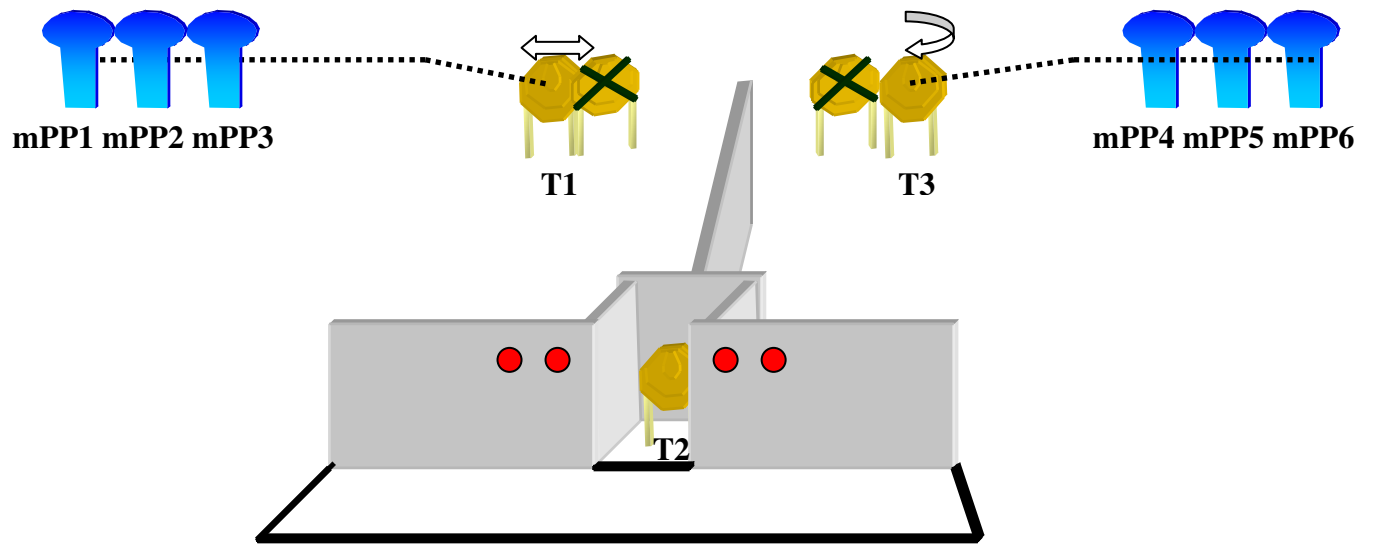
Time stops: Last Shot.

Penalties: Current edition IPSC rule book.

Procedure: On signal engage targets FOFS as they become visible.

Safety angles: Indicated by flags to the left and right of stage.

Additional instructions: Walls are hardcover. Fault lines extend indefinitely. The mini popper mPP1 – mpp3 starts swinger T1, and mini popper mPP4 – mPP6 starts drop turner T3



Stage 05

Location: 200m - bottom

Scoring: Comstock

Targets: 8 Classic targets, some N/S.

Min. Rounds/Max point: 16/80

Start Position: Standing relaxed before the green bar on the ground, heels touching the bar. Gun holstered and loaded

Time starts: Audible Signal.

Time stops: Last Shot.

Penalties: Current edition IPSC rule book.

Procedure: On signal engage targets FOFS as they become visible.

Safety angles: Indicated by flags to the left and right of stage.

Additional instructions: Walls are hardcover. Fault lines extend indefinitely.

T5



T6



T4



T3



T2



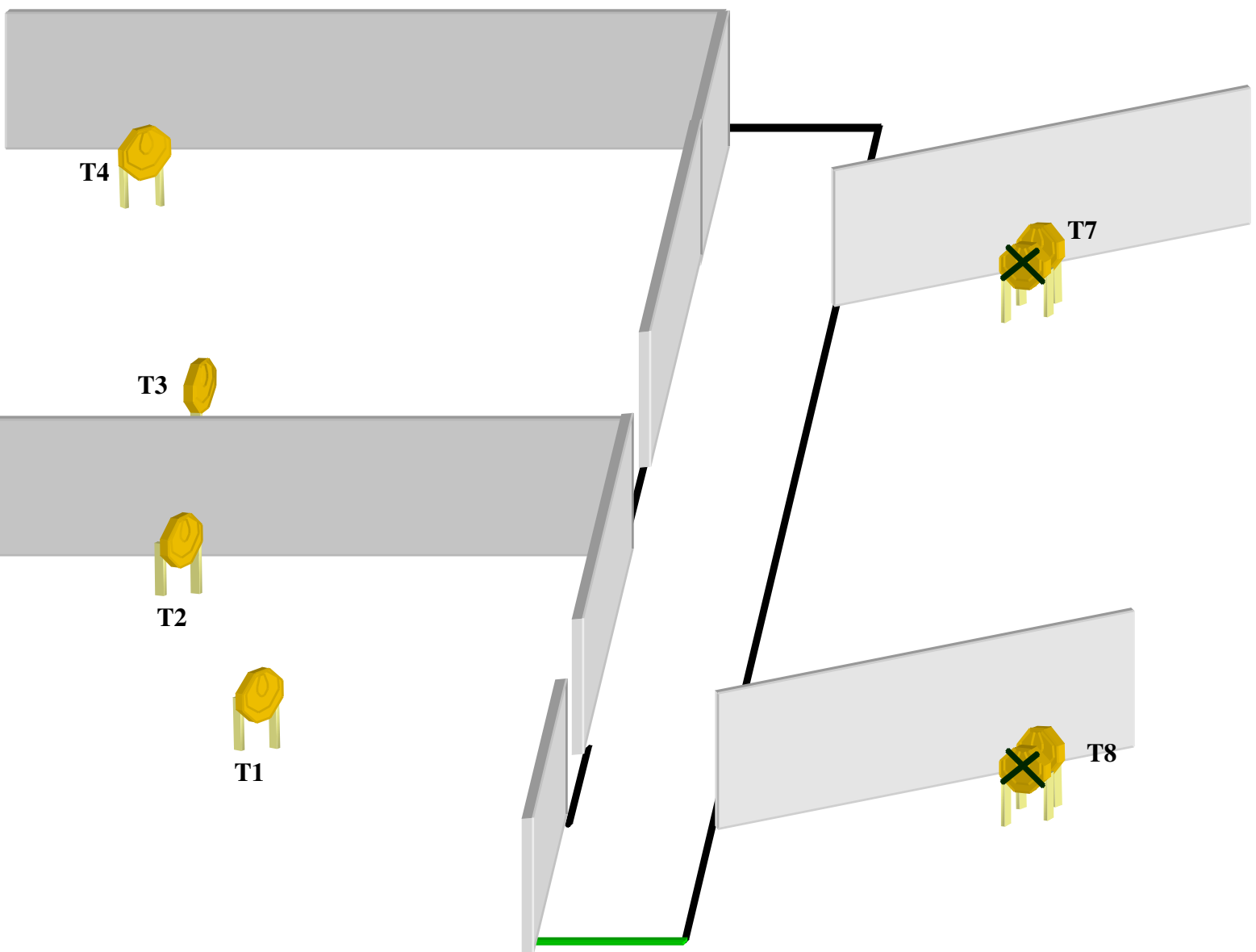
T1



T7



T8



Stage 06

Location: 200m – right

Scoring: Comstock

Targets: 8 Classic targets, 1 classic popper, and some N/S.

Min. Rounds/Max point: 17/85

Start Position: Standing relaxed before the green bar on the ground, heels touching the bar. Gun holstered and loaded

Time starts: Audible Signal.

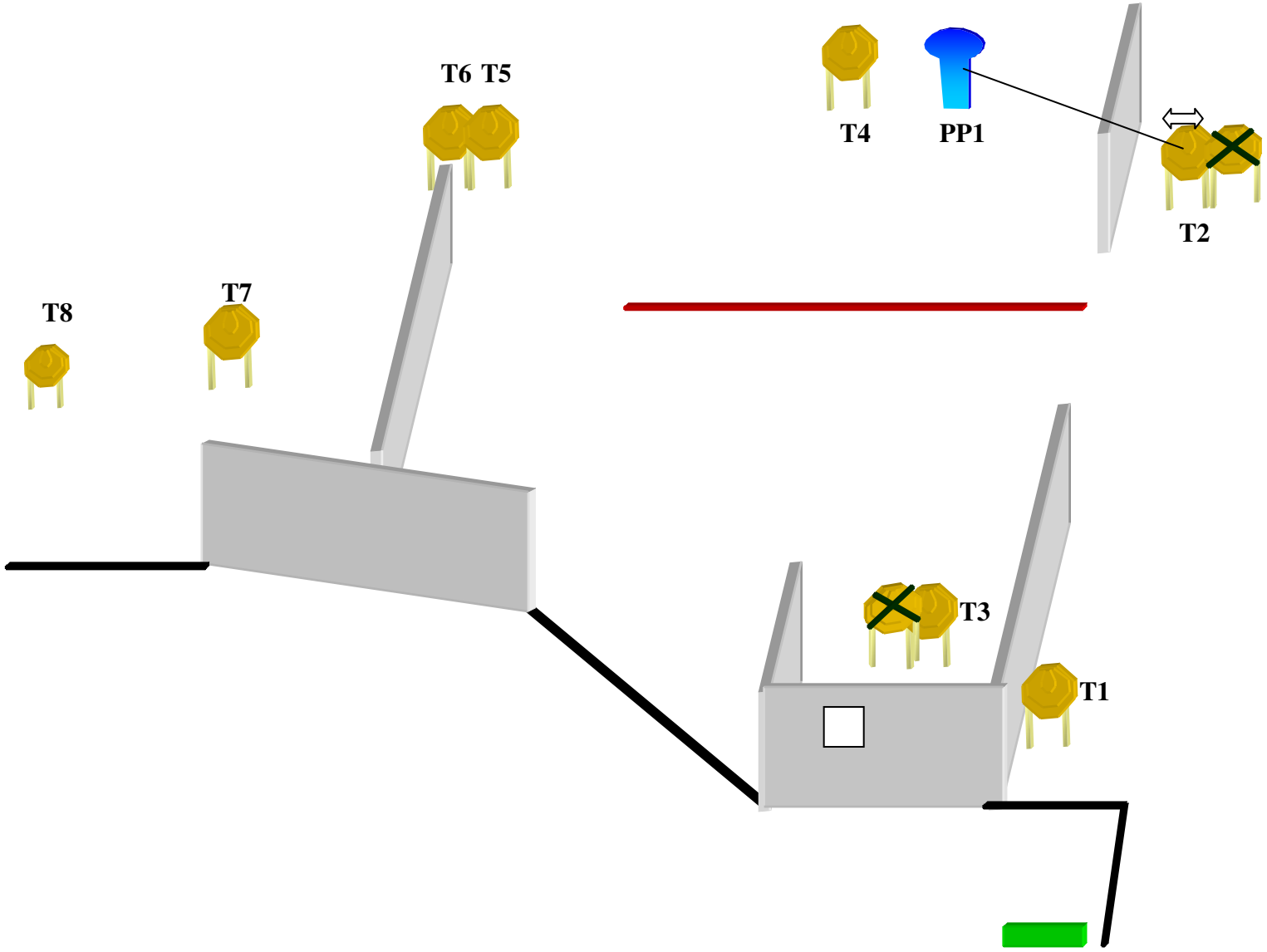
Time stops: Last Shot.

Penalties: Current edition IPSC rule book.

Procedure: On signal engage targets FOFS as they become visible.

Safety angles: Indicated by flags to the left and right of stage.

Additional instructions: Walls are hardcover. Fault lines extend indefinitely. PP1 starts swinger T2



Stage 07

Location: 200m – right

Scoring: Virginia count

Targets: 8 Classic targets and some N/S.

Min. Rounds/Max point: 8/40

Start Position: Standing before the wall, toes touching the wall and hands touching the red marker. Gun holstered and loaded

Time starts: Audible Signal.

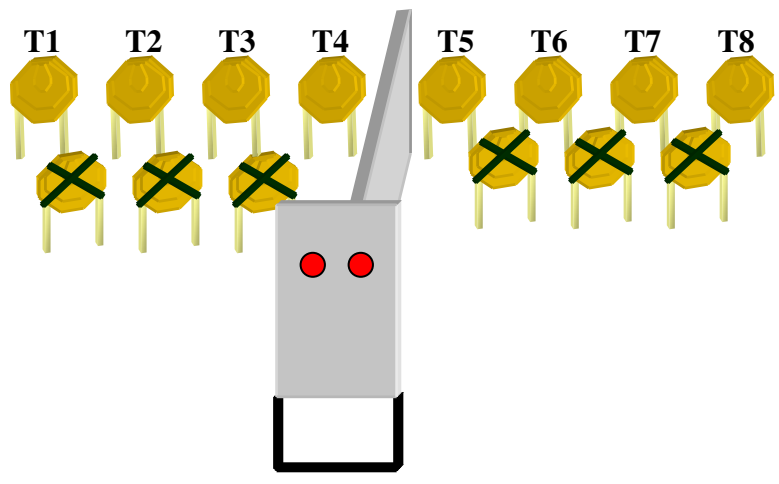
Time stops: Last Shot.

Penalties: Current edition IPSC rule book.

Procedure: On signal engage targets T1 – T4 with left hand and T5 – T8 with right hand. With only one shot for each target.

Safety angles: Indicated by flags to the left and right of stage.

Additional instructions: Walls are hardcover. Fault lines extend indefinitely.



Stage 08

Location: 200m – right

Scoring: Comstock count

Targets: 6 Classic

Min. Rounds/Max point: 12/60

Start Position: Standing in box A. Gun loaded and holstered

Time starts: Audible Signal.

Time stops: Last Shot.

Penalties: Current edition IPSC rule book.

Procedure: On signal engage targets T1 – T3 from box A and Targets T4-T6 from Box B. There is a mandatory reload between box A and box B

Safety angles: Indicated by flags to the left and right of stage.

Additional instructions: Walls are hardcover. Fault lines extend indefinitely.

