

# OPEN -- Overall Match Results

Cops cup / SM 2010

Printed augusti 22, 2010 at 18:09



	<u>%</u>	<u>Points</u>	<u>Competitor</u>		<u>Cat</u>	<u>Reg</u>	<u>Cls</u>	<u>Tag</u>	<u>ICS</u>
1	100,00	1132,1683	26 Hansen, Johan 78			SWE			Y
2	97,41	1102,8587	209 Nordberg, Johan 278			SWE			Y
3	95,62	1082,5450	53 Skoog, Larstony 538			SWE			Y
4	94,31	1067,6974	141 Samuelsen, Thomas			NOR			
5	90,63	1026,1300	112 Haugli, Steinar			NOR			
6	86,91	983,9120	149 Sandås, Frank			NOR			Y
7	81,90	927,2474	212 wallin, Joakim			SWE			
8	80,30	909,1165	37 Gustafsson, Mattias 333			SWE			Y
9	77,50	877,4424	42 Johnstad, Tåle			NOR			Y
10	75,10	850,2870	114 Kurttio, Jari 370			SWE			Y
11	73,67	834,0159	217 Larsson, Peter M			SWE			Y
12	72,74	823,5175	134 Lönn, Rolf 54		SS	SWE			
13	72,28	818,3385	27 Schön, Marianne 985		L	SWE			Y
14	71,99	815,0400	49 Lunde, Tom Andre		J	NOR			Y
15	70,92	802,9507	25 Werner, Mattias 1242			SWE			Y
16	69,93	791,7022	104 Lundström, Jens 1295			SWE			Y
17	69,61	788,1392	139 Rommen, Kristian			NOR			
18	69,52	787,0973	137 Christiansen, Anders			NOR			Y
19	66,96	758,0758	187 Lundbeck, Fredrik 123			SWE			Y
20	64,30	727,9653	215 Andersson, Robert			SWE			Y
21	56,74	642,4484	218 Forslund, Tony 1511			SWE			Y
22	56,65	641,4295	150 Kunst, Robert 763			SWE			
23	55,94	633,2982	235 Gregnert, Björn 172			SWE			Y
24	54,64	618,6720	154 Haarberg, Stephen			NOR			Y
25	49,13	556,1803	266 andersson, Lars 1751			SWE			
26	45,05	510,0326	211 Nilsson, Claes			SWE			
27	42,95	486,2340	174 Rigtrup, Jørgen			DEN			
28	42,72	483,6389	237 Ståhl, David 1638			SWE			
29	22,53	255,0979	5 Johansson, Tore 874		SS	SWE			Y

# PRODUCTION -- Overall Match Results

Cops cup / SM 2010

Printed augusti 22, 2010 at 18:09



	<u>%</u>	<u>Points</u>	<u>Competitor</u>	<u>Cat</u>	<u>Reg</u>	<u>Cls</u>	<u>Tag</u>	<u>ICS</u>
1	100,00	1152,8986	204 Gyllenberg, Rasmus 1355		SWE			Y
2	95,75	1103,8635	35 Skaarer, Even		NOR			
3	94,83	1093,2996	176 Strengnes, Odd		NOR			
4	94,05	1084,2908	179 Heller, Peter	S	SUI			
5	92,74	1069,2516	47 Ekstedt, Stefan 215		SWE			Y
6	91,97	1060,3450	207 Björk, Jörgen 269		SWE			Y
7	91,86	1059,0140	177 Kvarsnes, Hans Petter		DEN			
8	88,62	1021,7195	80 Svedberg, Peter 431		SWE			Y
9	88,31	1018,1711	203 Rasmussen, Per-Ola 1194		SWE			Y
10	87,95	1013,9820	57 Hjelm, Tommy 634		SWE			Y
11	87,73	1011,4014	206 Andersson, Jörgen 775		SWE			Y
12	86,99	1002,9624	65 Rømer, Jack		DEN			Y
13	86,15	993,2667	68 Lutcherath, Öystein		NOR			
14	86,01	991,5604	69 Kristiansen, Bård		NOR			Y
15	84,00	968,4847	208 Falk, Robert 765		SWE			Y
16	83,73	965,3735	127 Pedersen, Flemming Mark	S	NOR			
17	83,28	960,1736	169 Mckeown, Timo		FIN			
18	82,52	951,4022	97 Modigh, Johan		SWE			Y
19	81,84	943,5045	151 Ekstrand, Fredrik 1268		SWE			
20	81,79	942,9180	121 Carlander, Mikael 679		SWE			Y
21	81,08	934,8061	105 Karlsson, Peter 1264		SWE			Y
22	80,85	932,0725	205 Johannesson, Stefan 288	S	SWE			Y
23	80,77	931,2374	75 Hagemann, Lars		DEN			Y
24	80,41	927,0286	59 Wildemo, Fredrik 1101		SWE			Y
25	77,20	889,9939	171 Eklund, Lasse 1594		SWE			Y
26	76,60	883,1353	36 Stangvik, Kent 1244		SWE			Y
27	76,39	880,7104	8 Carlsson, Eric 1603		SWE			
28	75,95	875,6363	67 Larsen, Søren W		DEN			Y
29	74,93	863,8103	228 Marklund, Tord 1672		SWE			Y
30	74,70	861,2610	252 Olsson, Mikael 332		SWE			
31	74,56	859,6409	9 Johansson, Mikael 1279		SWE			Y
32	73,80	850,8797	170 Petrovic, Sasa		SWE			Y
33	73,60	848,5578	1 Classon, Joakim 373		SWE			Y
34	71,91	829,0821	253 Berntsson, Henrik		SWE			Y
35	70,77	815,9048	126 Wallman, Christian		SWE			
36	69,74	803,9829	128 Flyberg, Fredrik 1545		SWE			
37	69,25	798,3436	242 Saxhøj, Ulrik		DEN			
38	69,18	797,5215	2 Schiefke, Gerhard	SS	GER			
39	69,10	796,6765	30 Lindholm, Morgan		SWE			Y
40	68,95	794,8962	138 Hermander, Tomas 267	S	SWE			Y
41	68,91	794,4898	251 Wendelklint, Tony 1553		SWE			Y
42	68,89	794,2394	72 Agnebo, Mikael 1679		SWE			Y
43	68,87	793,9648	43 OdgaardNexe, Adam 1408		SWE			Y
44	68,29	787,3197	190 Back, Christer 299		SWE			Y
45	68,18	786,0124	101 Duse, Tobias 1238		SWE			Y
46	67,19	774,6139	87 Stankovic, Alexander 1363		SWE			Y
47	67,09	773,4461	76 Bjuhr, Jörgen 1764		SWE			Y
48	65,98	760,6432	7 Forsling, Per 987		SWE			Y

# PRODUCTION -- Overall Match Results

Cops cup / SM 2010

Printed augusti 22, 2010 at 18:09



	<u>%</u>	<u>Points</u>	<u>Competitor</u>	<u>Cat</u>	<u>Reg</u>	<u>Cls</u>	<u>Tag</u>	<u>ICS</u>
49	65,80	758,5738	163 Selinder, Patrik 1312		SWE			Y
50	65,11	750,6681	24 Gunnarsson, Martin 1583		SWE			Y
51	64,32	741,5961	230 Nilsson, Jörgen		SWE			
52	63,86	736,2292	124 Roos, Gunnar		NOR			Y
53	63,59	733,1307	219 Svanmark, Johan		SWE			
54	63,18	728,3811	115 Henum, Svein-Helge		NOR			
55	62,91	725,2491	32 Kronbäck, Christian 1585		SWE			
56	62,09	715,8311	94 Andersen, Thomas		DEN			
57	62,02	715,0036	257 Hansen, Gert E		DEN			Y
58	61,86	713,1603	3 Luckman, Rasmus 1588		SWE			
59	61,60	710,2038	213 Gunnarsson, Robert 1326		SWE			Y
60	61,49	708,8994	214 Wennerbom, Anders 1519		SWE			
61	61,46	708,5882	46 Nordlund, Thomas		SWE			
62	60,27	694,8239	4 Appelkvist, Magnus 1435		SWE			Y
63	59,87	690,2926	17 Werner, Carl-Erik 1033		SWE			Y
64	59,86	690,1269	98 Rönnestam, Robert C-G 732		SWE			Y
65	59,41	684,9626	16 Johansson, Håkan		SWE			Y
66	59,11	681,5033	77 Blom, Joakim 1765		SWE			Y
67	59,04	680,6545	116 Svensson, Tobias 1754		SWE			Y
68	58,33	672,5038	258 Kilén, Lars		SWE			
69	57,98	668,5027	123 Wallentin, Tomas 1054		SWE			Y
70	57,90	667,5086	142 Norman, Cathrine	L	NOR			
71	57,19	659,3840	50 Oskarsson, Tina 1677	L	SWE			Y
72	57,09	658,1974	56 Franzen, Anders 1671		SWE			Y
73	57,01	657,2403	91 Landin, Peter 1655		SWE			Y
74	56,63	652,8875	48 Söderholm, Håkan 1305		SWE			Y
75	56,56	652,1001	222 Friberg, Johan		SWE			
76	56,54	651,8438	148 Jung, Mikael		SWE			
77	54,85	632,3836	188 Molin, Martin 1792		SWE			
78	54,62	629,6763	60 Andersson, Dan 562		SWE			
79	54,57	629,1823	62 Nilsson, Tomas 1716		SWE			Y
80	53,71	619,2719	100 Deyneko, Dmitry		RUS			
81	53,11	612,3052	58 Lundin, Patrik		SWE			Y
82	52,68	607,2903	34 Jönsson, Lars 1584	S	SWE			Y
83	52,30	603,0140	262 Larsson, Ulf		SWE			Y
84	52,14	601,0913	166 Nordström, Daniel 1357		SWE			Y
85	51,99	599,3936	38 Rothman, Anders 1633		SWE			Y
86	51,92	598,5768	92 Plantin, Fredrik		SWE			Y
87	51,71	596,1823	181 Dalheim, Kjetil André		NOR			Y
88	50,71	584,6707	120 Carlsson, Andreas		SWE			
89	50,43	581,4226	231 Gustafsson, Nilsgoran 1303		SWE			Y
90	50,20	578,7105	175 Björzell, Fredrik 1743		SWE			
91	50,09	577,4328	229 Fransson, Andreas		SWE			
92	50,06	577,0992	265 Johansson, Daniel		SWE			
93	49,58	571,6162	133 Hvaale, Elling		NOR			
94	47,55	548,2050	11 Andersson, Jörgen K		SWE			Y
95	46,07	531,1132	82 Ström, Johan 1366		SWE			Y
96	45,75	527,4813	135 Vuolevi, Tommi		SWE			

# PRODUCTION -- Overall Match Results

Cops cup / SM 2010

Printed augusti 22, 2010 at 18:09



	<u>%</u>	<u>Points</u>	<u>Competitor</u>	<u>Cat</u>	<u>Reg</u>	<u>Cls</u>	<u>Tag</u>	<u>ICS</u>
97	44,18	509,3218	221 Dahl, Bengt		SWE			
98	43,35	499,7821	210 Bäckström, Odd		SWE			
99	42,72	492,5703	250 Andersson, Åsa	L	SWE			
100	42,72	492,5198	224 Hessling, Per-Erik		SWE			
101	42,00	484,1905	216 Hansson, Johan		SWE			
102	41,18	474,7180	71 Trepic, Alen 1612		SWE			Y
103	41,12	474,0344	54 Samuelsson, Weine 1703		SWE			Y
104	38,25	440,9708	172 Falk, Magnus 1611		SWE			Y
105	35,72	411,7977	226 Dohmen, Sofia	L	SWE			
106	32,41	373,6378	246 Lindström, Angelica	L	SWE			Y
107	30,77	354,7317	66 Berg, Yvonne 1319	L	SWE			Y
108	29,03	334,7296	108 Green-Jeppsson, Birgitta	L	SWE			Y
109	27,86	321,2435	220 weiss, Marie	L	SWE			
110	26,12	301,1800	254 Karlsson, Robin		SWE			
111	25,89	298,4627	125 Owe, Geir		NOR			
112	23,69	273,1309	158 Vreimstad, Steinar 1658		SWE			
113	20,05	231,1277	259 Kilén, Teresa	L	SWE			
114	16,28	187,6635	263 Hassel, Jostein		NOR			

# REVOLVER (STANDARD) -- Overall Match Results

Cops cup / SM 2010

Printed augusti 22, 2010 at 18:09



	<u>%</u>	<u>Points</u>	<u>Competitor</u>	<u>Cat</u>	<u>Reg</u>	<u>Cls</u>	<u>Tag</u>	<u>ICS</u>
1	100,00	1159,7532	70 Bergfeldt, Per 597				SWE	Y
2	96,99	1124,8052	144 Lindskog, Olle 1613				SWE	Y
3	95,64	1109,2128	20 Lindfors, Anders 1406				SWE	Y
4	93,16	1080,3888	12 Edfeldt, Ivar				SWE	Y
5	88,85	1030,4684	136 Jansson, Mikael 914				SWE	Y
6	79,15	918,0016	19 Tiensuu, Roger 1061				SWE	Y
7	78,93	915,4287	240 Karlsson, Mats 1624				SWE	Y
8	78,17	906,5651	10 Tillström, Daniel 1380				SWE	Y
9	77,68	900,8589	86 Björk, Jonas 1753				SWE	Y
10	77,58	899,7561	33 Nilsson, Ola 1211				SWE	Y
11	73,39	851,0927	223 Svensson, Björn 1277				SWE	Y
12	71,33	827,2703	241 Dahlbäck, Ola 1628				SWE	Y

# STANDARD -- Overall Match Results

Cops cup / SM 2010

Printed augusti 22, 2010 at 18:09



	<u>%</u>	<u>Points</u>	<u>Competitor</u>	<u>Cat</u>	<u>Reg</u>	<u>Cls</u>	<u>Tag</u>	<u>ICS</u>
1	100,00	1139,4778	202 Jensen, Ralf K		DEN			Y
2	98,80	1125,7803	157 Syversen, Lars		NOR			Y
3	98,04	1117,1903	161 Lie, Hans Petter		NOR			
4	96,63	1101,0661	201 Andersson, Robert 720		SWE			Y
5	94,86	1080,9265	178 Hirvikallio, Risto		FIN			
6	93,41	1064,3320	73 Ruohonen, Tony		FIN			
7	92,41	1052,9838	245 Östling, Mikael 1546		SWE			Y
8	91,21	1039,3099	89 Saltin, Robert 1233		SWE			Y
9	91,21	1039,2787	63 Bäckström, Mats 1462 O		SWE			Y
10	89,53	1020,1724	40 Lundberg, Klas 947		SWE			Y
11	87,98	1002,5543	122 Jacobsen, Jostein		NOR			Y
12	87,78	1000,1945	93 Olander, Micke 1124		SWE			Y
13	82,82	943,7532	51 Kastell, Peter		SWE			Y
14	82,12	935,7508	18 Karlsson, Kenneth 372		SWE			Y
15	81,67	930,6404	39 Lundberg, Sven 948		SWE			Y
16	81,00	923,0283	111 Svedlund, Patrik 1048		SWE			Y
17	80,97	922,6652	153 Dahlman, Roland 1297		SWE			Y
18	79,54	906,3265	55 Schieck, Peter		DEN			Y
19	76,32	869,6209	52 Lindstedt, Lars 591	S	SWE			Y
20	74,97	854,2338	113 Nakling, Hilde	L	NOR			Y
21	72,67	828,0317	156 Fristrup, Klaus	S	DEN			Y
22	72,50	826,1383	74 Madsen, Leif 178		SWE			Y
23	71,87	818,9935	225 Sandberg, Jens		SWE			
24	70,98	808,8498	81 Parhammar, Mats 1073		SWE			Y
25	66,18	754,1071	107 Andersson, Hans 971		SWE			Y
26	65,72	748,8952	132 Olaug, Lene	L	NOR			Y
27	65,50	746,3960	182 Parasidis, Matheos 1422		SWE			Y
28	62,92	716,9186	147 Östman, Jerry 1634		SWE			Y
29	62,86	716,2958	164 Holmberg, Daniel		SWE			Y
30	62,71	714,6126	14 Lundgren, Thomas 1416		SWE			Y
31	62,53	712,5360	84 Hellström, Tomas 1636		SWE			Y
32	60,63	690,8543	13 Törnqvist, Morgan 1587		SWE			Y
33	59,43	677,2130	41 Miklaheim, Fredrik 827		SWE			Y
34	59,41	676,9136	15 Kaneröd, Joakim 527		SWE			Y
35	59,28	675,4797	256 Andersen, Peter Munk		DEN			Y
36	59,08	673,1753	103 Löye, Michael		DEN			Y
37	59,06	672,9928	162 Persson, Tobias		SWE			
38	58,68	668,6017	239 Arabäck, Niklas		SWE			Y
39	58,25	663,7010	29 Rudensten, Joakim 528		SWE			Y
40	58,02	661,0803	31 Hjelm, Thomas 1304		SWE			Y
41	55,59	633,3823	119 Poortman, Rune		NOR			
42	55,45	631,8235	129 Bäckström, Bengt 1650		SWE			
43	55,39	631,1466	238 Andersson, Christer 1517		SWE			Y
44	54,02	615,5130	99 Sjöholm, Hans-Erik 344		SWE			
45	53,19	606,1442	152 Björklund, Thomas 1610		SWE			Y
46	53,16	605,7859	184 Edfeldt, Vincent	J	SWE			Y
47	53,04	604,3896	200 Sunnermark, Fredrik 427		SWE			Y
48	52,27	595,5871	130 Sehlstedt, Marten 938		SWE			Y

# STANDARD -- Overall Match Results

Cops cup / SM 2010

Printed augusti 22, 2010 at 18:09



	<u>%</u>	<u>Points</u>	<u>Competitor</u>	<u>Cat</u>	<u>Reg</u>	<u>Cls</u>	<u>Tag</u>	<u>ICS</u>
49	48,43	551,8553	83 Maternlindewald, Henrik 1353		SWE			Y
50	47,87	545,4279	168 Lundgård, Eivind		NOR			
51	47,41	540,2414	95 Holm, Kent		DEN			
52	46,16	525,9790	44 Slaarup, Jesper Thor		DEN			Y
53	45,35	516,7264	260 Söderén, Lars-Erik 1642		SWE			
54	42,02	478,7770	90 Persson, John 1468 M		SWE			Y
55	40,18	457,8004	233 Gregnert, Janne 6		SWE			Y
56	39,14	445,9503	6 Andersson, Max		SWE			
57	36,78	419,1386	160 Hammartorp, Filip		SWE			
58	36,60	416,9970	143 Basic, Susan 1287		SWE			Y
59	35,04	399,2987	180 Andersson, Stefan 1714		SWE			
60	34,42	392,2372	234 Johansson, Örjan 295		SWE			Y
61	31,41	357,9228	165 Henebratt, Michael		SWE			
62	29,77	339,2717	85 Persson, Karsten 1767		SWE			Y
63	27,07	308,4880	167 Olsen, Björn Thomas		NOR			



## Disqualified Shooters

<u>No.</u>	<u>Name</u>
21	Fröhberg, Niclas
23	Kedland, Jonas 1646
79	Johansson, Uno 1201
96	Bodé, Jan
131	Ekstrand, Thomas 1055
140	Wiel, Elisabeth
146	Normark, Henrik 1688
264	Abdellah, Mikael 1750



# OPEN -- Overall Stage Results

Cops cup / SM 2010

Printed augusti 22, 2010 at 18:10



## Stage 1 --

	PTS	TIME	HIT FACTOR	STAGE POINTS	STAGE PERCENT	COMPETITOR # Name	
1	89	8,91	9,9888	100,0000	100,00	209 Nordberg, Johan	278
2	94	10,48	8,9695	89,7954	89,80	26 Hansen, Johan	78
3	89	11,46	7,7661	77,7487	77,75	141 Samuelsen, Thomas	
4	95	12,51	7,5939	76,0246	76,02	139 Rommen, Kristian	
5	86	12,07	7,1251	71,3311	71,33	42 Johnstad, Tåle	
6	95	13,47	7,0527	70,6063	70,61	37 Gustafsson, Mattias	333
7	89	12,70	7,0079	70,1575	70,16	112 Haugli, Steinar	
8	91	13,11	6,9413	69,4907	69,49	134 Lönn, Rolf	54
9	92	14,05	6,5480	65,5540	65,55	137 Christiansen, Anders	
10	88	13,79	6,3814	63,8861	63,89	27 Schön, Marianne	985
11	99	15,57	6,3584	63,6553	63,66	149 Sandås, Frank	
12	72	11,37	6,3325	63,3957	63,40	49 Lunde, Tom Andre	
13	90	14,26	6,3114	63,1845	63,18	212 wallin, Joakim	
14	94	15,07	6,2376	62,4457	62,45	104 Lundström, Jens	1295
15	88	14,33	6,1410	61,4786	61,48	154 Haarberg, Stephen	
16	81	13,92	5,8190	58,2550	58,26	215 Andersson, Robert	
17	81	14,60	5,5479	55,5418	55,54	25 Werner, Mattias	1242
18	82	15,04	5,4521	54,5825	54,58	235 Gregnert, Björn	172
19	86	16,91	5,0857	50,9146	50,91	218 Forslund, Tony	1511
20	59	12,59	4,6863	46,9152	46,92	114 Kurttio, Jari	370
21	72	15,41	4,6723	46,7754	46,78	217 Larsson, Peter M	
22	82	19,84	4,1331	41,3771	41,38	174 Rigrup, Jørgen	
23	49	12,59	3,8920	38,9635	38,96	53 Skoog, Larstony	538
24	90	24,97	3,6043	36,0838	36,08	211 Nilsson, Claes	
25	81	23,30	3,4764	34,8030	34,80	5 Johansson, Tore	874
26	73	21,58	3,3828	33,8656	33,87	150 Kunst, Robert	763
27	68	22,08	3,0797	30,8317	30,83	266 andersson, Lars	1751
28	36	13,44	2,6786	26,8158	26,82	187 Lundbeck, Fredrik	123
29	39	19,14	2,0376	20,3991	20,40	237 Ståhl, David	1638

# STANDARD -- Overall Stage Results

Cops cup / SM 2010

Printed augusti 22, 2010 at 18:10




## Stage 1 --

	PTS	TIME	HIT FACTOR	STAGE POINTS	STAGE PERCENT	COMPETITOR # Name
1	91	11,57	7,8652	100,0000	100,00	161 Lie, Hans Petter
2	89	11,69	7,6133	96,7982	96,80	245 Östling, Mikael 1546
3	92	12,89	7,1373	90,7459	90,75	201 Andersson, Robert 720
4	86	12,21	7,0434	89,5519	89,55	40 Lundberg, Klas 947
5	85	12,27	6,9275	88,0778	88,08	157 Syversen, Lars
6	91	13,39	6,7961	86,4078	86,41	89 Saltin, Robert 1233
7	88	13,74	6,4047	81,4306	81,43	122 Jacobsen, Jostein
8	91	14,90	6,1074	77,6510	77,65	93 Olander, Micke 1124
9	84	13,85	6,0650	77,1119	77,11	39 Lundberg, Sven 948
10	92	15,46	5,9508	75,6607	75,66	178 Hirvikallio, Risto
11	87	14,91	5,8350	74,1880	74,19	225 Sandberg, Jens
12	71	12,83	5,5339	70,3596	70,36	164 Holmberg, Daniel
13	66	12,50	5,2800	67,1314	67,13	63 Bäckström, Mats 1462 O
14	74	14,03	5,2744	67,0604	67,06	51 Kastell, Peter
15	78	14,87	5,2455	66,6923	66,69	31 Hjelm, Thomas 1304
16	64	12,34	5,1864	65,9412	65,94	73 Ruohonen, Tony
17	85	16,84	5,0475	64,1754	64,18	111 Svedlund, Patrik 1048
18	75	15,00	5,0000	63,5714	63,57	113 Nakling, Hilde
19	79	15,87	4,9779	63,2910	63,29	18 Karlsson, Kenneth 372
20	84	17,62	4,7673	60,6129	60,61	103 Löye, Michael
21	54	11,53	4,6834	59,5465	59,55	153 Dahlman, Roland 1297
22	72	15,45	4,6602	59,2510	59,25	55 Schieck, Peter
23	89	19,39	4,5900	58,3585	58,36	107 Andersson, Hans 971
24	68	14,91	4,5607	57,9860	57,99	6 Andersson, Max
25	64	14,06	4,5519	57,8744	57,87	74 Madsen, Leif 178
26	84	18,57	4,5234	57,5121	57,51	256 Andersen, Peter Munk
27	80	17,70	4,5198	57,4657	57,47	41 Miklaheim, Fredrik 827
28	75	16,89	4,4405	56,4578	56,46	156 Fristrup, Klaus
29	80	18,12	4,4150	56,1337	56,13	147 Östman, Jerry 1634
30	86	19,62	4,3833	55,7303	55,73	119 Poortman, Rune
31	78	17,84	4,3722	55,5894	55,59	152 Björklund, Thomas 1610
32	75	17,50	4,2857	54,4898	54,49	239 Arabäck, Niklas
33	74	17,70	4,1808	53,1558	53,16	238 Andersson, Christer 1517
34	94	22,50	4,1778	53,1175	53,12	132 Olaug, Lene
35	91	22,14	4,1102	52,2584	52,26	182 Parasidis, Matheos 1422
36	82	20,20	4,0594	51,6124	51,61	162 Persson, Tobias
37	84	20,87	4,0249	51,1739	51,17	83 Maternlindewald, Henrik 1353
38	76	19,07	3,9853	50,6705	50,67	14 Lundgren, Thomas 1416
39	76	19,10	3,9791	50,5909	50,59	184 Edfeldt, Vincent
40	90	22,92	3,9267	49,9252	49,93	129 Bäckström, Bengt 1650
41	88	23,04	3,8194	48,5615	48,56	168 Lundgård, Eivind
42	82	21,53	3,8086	48,4241	48,42	13 Törnqvist, Morgan 1587
43	76	20,92	3,6329	46,1896	46,19	15 Kaneröd, Joakim 527
44	65	18,07	3,5971	45,7348	45,73	202 Jensen, Ralf K
45	97	26,97	3,5966	45,7281	45,73	260 Söderén, Lars-Erik 1642
46	64	18,09	3,5379	44,9814	44,98	81 Parhammar, Mats 1073

# STANDARD -- Overall Stage Results

Cops cup / SM 2010

Printed augusti 22, 2010 at 18:10



## Stage 1 --

	PTS	TIME	HIT FACTOR	STAGE POINTS	STAGE PERCENT	COMPETITOR # Name
47	88	25,29	3,4796	44,2411	44,24	84 Hellström, Tomas 1636
48	85	25,60	3,3203	42,2154	42,22	233 Gregnert, Janne 6
49	70	21,17	3,3066	42,0406	42,04	90 Persson, John 1468 M
50	84	25,65	3,2749	41,6374	41,64	200 Sunnermark, Fredrik 427
51	78	25,58	3,0493	38,7691	38,77	130 Sehlstedt, Marten 938
52	92	30,72	2,9948	38,0766	38,08	95 Holm, Kent
53	64	22,39	2,8584	36,3428	36,34	29 Rudensten, Joakim 528
54	35	13,14	2,6636	33,8661	33,87	52 Lindstedt, Lars 591
55	84	32,35	2,5966	33,0139	33,01	180 Andersson, Stefan 1714
56	62	24,35	2,5462	32,3731	32,37	85 Persson, Karsten 1767
57	68	28,58	2,3793	30,2509	30,25	165 Henebratt, Michael
58	78	34,62	2,2530	28,6457	28,65	44 Slaarup, Jesper Thor
59	67	30,25	2,2149	28,1606	28,16	99 Sjöholm, Hans-Erik 344
60	81	37,07	2,1851	27,7814	27,78	143 Basic, Susan 1287
61	28	24,89	1,1249	14,3029	14,30	234 Johansson, Örjan 295
62	0	16,36	0,0000	0,0000	0,00	167 Olsen, Björn Thomas
63	0	22,16	0,0000	0,0000	0,00	160 Hammartorp, Filip

# PRODUCTION -- Overall Stage Results

Cops cup / SM 2010

Printed augusti 22, 2010 at 18:10



## Stage 1 --

	PTS	TIME	HIT FACTOR	STAGE POINTS	STAGE PERCENT	COMPETITOR # Name	
1	92	12,54	7,3365	100,0000	100,00	204 Gyllenberg, Rasmus	1355
2	92	12,70	7,2441	98,7402	98,74	169 Mckeown, Timo	
3	86	12,55	6,8526	93,4038	93,40	105 Karlsson, Peter	1264
4	90	13,23	6,8027	92,7241	92,72	207 Björk, Jörgen	269
5	84	13,11	6,4073	87,3346	87,33	65 Rømer, Jack	
6	84	13,12	6,4024	87,2680	87,27	179 Heller, Peter	
7	82	12,81	6,4012	87,2518	87,25	176 Strengnes, Odd	
8	92	14,47	6,3580	86,6621	86,66	203 Rasmussen, Per-Ola	1194
9	92	14,82	6,2078	84,6154	84,62	57 Hjelm, Tommy	634
10	88	14,70	5,9864	81,5972	81,60	208 Falk, Robert	765
11	94	15,80	5,9494	81,0925	81,09	97 Modigh, Johan	
12	77	13,00	5,9231	80,7341	80,73	177 Kvarsnes, Hans Petter	
13	90	15,60	5,7692	78,6371	78,64	67 Larsen, Søren W	
14	67	11,94	5,6114	76,4857	76,49	75 Hagemann, Lars	
15	75	13,59	5,5188	75,2232	75,22	35 Skaarer, Even	
16	76	13,83	5,4953	74,9033	74,90	228 Marklund, Tord	1672
17	86	15,73	5,4673	74,5211	74,52	205 Johannesson, Stefan	288
18	67	12,41	5,3989	73,5890	73,59	47 Ekstedt, Stefan	215
19	88	16,38	5,3724	73,2282	73,23	68 Lutcherath, Øystein	
20	72	13,61	5,2902	72,1081	72,11	9 Johansson, Mikael	1279
21	88	16,94	5,1948	70,8074	70,81	252 Olsson, Mikael	332
22	86	17,17	5,0087	68,2712	68,27	242 Saxhøj, Ulrik	
23	78	15,64	4,9872	67,9779	67,98	8 Carlsson, Eric	1603
24	80	16,26	4,9200	67,0624	67,06	257 Hansen, Gert E	
25	68	13,98	4,8641	66,2997	66,30	190 Back, Christer	299
26	80	17,12	4,6729	63,6936	63,69	214 Wennerbom, Anders	1519
27	69	14,96	4,6123	62,8676	62,87	142 Norman, Cathrine	
28	68	14,91	4,5607	62,1643	62,16	36 Stangvik, Kent	1244
29	82	18,10	4,5304	61,7511	61,75	128 Flyberg, Fredrik	1545
30	88	19,44	4,5267	61,7016	61,70	17 Werner, Carl-Erik	1033
31	90	20,14	4,4687	60,9106	60,91	77 Blom, Joakim	1765
32	92	20,74	4,4359	60,4629	60,46	32 Kronbäck, Christian	1585
33	84	19,16	4,3841	59,7576	59,76	38 Rothman, Anders	1633
34	80	18,36	4,3573	59,3919	59,39	230 Nilsson, Jörgen	
35	84	19,39	4,3321	59,0488	59,05	3 Luckman, Rasmus	1588
36	96	22,28	4,3088	58,7308	58,73	116 Svensson, Tobias	1754
37	90	20,92	4,3021	58,6395	58,64	188 Molin, Martin	1792
38	94	21,91	4,2903	58,4784	58,48	98 Rönnestam, Robert C-G	732
39	76	17,76	4,2793	58,3284	58,33	1 Classon, Joakim	373
40	82	19,20	4,2708	58,2133	58,21	121 Carlander, Mikael	679
41	80	18,82	4,2508	57,9402	57,94	101 Duse, Tobias	1238
42	82	19,46	4,2138	57,4355	57,44	170 Petrovic, Sasa	
43	82	20,19	4,0614	55,3589	55,36	2 Schiefke, Gerhard	
44	88	21,99	4,0018	54,5465	54,55	151 Ekstrand, Fredrik	1268
45	59	14,94	3,9491	53,8284	53,83	80 Svedberg, Peter	431
46	86	21,79	3,9468	53,7961	53,80	231 Gustafsson, Nilsgoran	1303

# PRODUCTION -- Overall Stage Results

Cops cup / SM 2010

Printed augusti 22, 2010 at 18:10



## Stage 1 --

	PTS	TIME	HIT FACTOR	STAGE POINTS	STAGE PERCENT	COMPETITOR # Name
47	82	20,80	3,9423	53,7354	53,74	56 Franzen, Anders 1671
48	72	18,53	3,8856	52,9623	52,96	213 Gunnarsson, Robert 1326
49	78	20,44	3,8160	52,0144	52,01	115 Hennum, Svein-Helge
50	84	22,06	3,8078	51,9019	51,90	50 Oskarsson, Tina 1677
51	72	19,00	3,7895	51,6522	51,65	43 OdgaardNexe, Adam 1408
52	76	20,22	3,7587	51,2321	51,23	4 Appelkvist, Magnus 1435
53	60	16,02	3,7453	51,0503	51,05	24 Gunnarsson, Martin 1583
54	57	15,39	3,7037	50,4831	50,48	127 Pedersen, Flemming Mark
55	84	22,87	3,6729	50,0637	50,06	100 Deyneko, Dmitry
56	44	12,04	3,6545	49,8122	49,81	126 Wallman, Christian
57	80	21,93	3,6480	49,7234	49,72	120 Carlsson, Andreas
58	88	24,18	3,6394	49,6062	49,61	166 Nordström, Daniel 1357
59	86	23,70	3,6287	49,4606	49,46	258 Kilén, Lars
60	82	22,62	3,6251	49,4118	49,41	181 Dalheim, Kjetil André
61	70	19,63	3,5660	48,6057	48,61	171 Eklund, Lasse 1594
62	78	21,90	3,5616	48,5468	48,55	124 Roos, Gunnar
63	61	17,19	3,5486	48,3686	48,37	72 Agnebo, Mikael 1679
64	80	22,88	3,4965	47,6589	47,66	251 Wendelklint, Tony 1553
65	63	18,15	3,4711	47,3123	47,31	62 Nilsson, Tomas 1716
66	72	20,92	3,4417	46,9116	46,91	133 Hvaale, Elling
67	53	15,59	3,3996	46,3382	46,34	69 Kristiansen, Bård
68	86	25,37	3,3898	46,2049	46,20	16 Johansson, Håkan
69	76	22,76	3,3392	45,5146	45,51	34 Jönsson, Lars 1584
70	61	18,49	3,2991	44,9679	44,97	94 Andersen, Thomas
71	86	26,58	3,2355	44,1015	44,10	82 Ström, Johan 1366
72	70	21,84	3,2051	43,6873	43,69	219 Svanmark, Johan
73	69	21,56	3,2004	43,6224	43,62	60 Andersson, Dan 562
74	67	21,03	3,1859	43,4255	43,43	138 Hermander, Tomas 267
75	88	27,71	3,1757	43,2868	43,29	265 Johansson, Daniel
76	88	27,72	3,1746	43,2712	43,27	262 Larsson, Ulf
77	80	25,76	3,1056	42,3305	42,33	216 Hansson, Johan
78	71	22,91	3,0991	42,2419	42,24	123 Wallentin, Tomas 1054
79	44	14,30	3,0769	41,9398	41,94	206 Andersson, Jörgen 775
80	88	28,61	3,0758	41,9251	41,93	148 Jung, Mikael
81	73	24,40	2,9918	40,7796	40,78	76 Bjuhr, Jörgen 1764
82	60	20,73	2,8944	39,4513	39,45	87 Stankovic, Alexander 1363
83	55	19,11	2,8781	39,2294	39,23	229 Fransson, Andreas
84	70	24,48	2,8595	38,9759	38,98	163 Selinder, Patrik 1312
85	49	17,21	2,8472	38,8083	38,81	222 Friberg, Johan
86	68	24,71	2,7519	37,5099	37,51	46 Nordlund, Thomas
87	59	21,48	2,7467	37,4393	37,44	58 Lundin, Patrik
88	70	26,17	2,6748	36,4589	36,46	221 Dahl, Bengt
89	47	17,85	2,6331	35,8897	35,89	7 Forsling, Per 987
90	72	27,49	2,6191	35,6999	35,70	172 Falk, Magnus 1611
91	70	27,52	2,5436	34,6704	34,67	91 Landin, Peter 1655
92	43	17,08	2,5176	34,3155	34,32	253 Berntsson, Henrik

# PRODUCTION -- Overall Stage Results

Cops cup / SM 2010

Printed augusti 22, 2010 at 18:10



## Stage 1 --

	PTS	TIME	HIT FACTOR	STAGE POINTS	STAGE PERCENT	COMPETITOR # Name
93	68	28,09	2,4208	32,9964	33,00	250 Andersson, Åsa
94	76	31,96	2,3780	32,4128	32,41	246 Lindström, Angelica
95	66	31,35	2,1053	28,6957	28,70	226 Dohmen, Sofia
96	78	38,86	2,0072	27,3591	27,36	71 Trepic, Alen 1612
97	25	12,56	1,9904	27,1306	27,13	59 Wildemo, Fredrik 1101
98	42	22,41	1,8742	25,5457	25,55	30 Lindholm, Morgan
99	59	31,84	1,8530	25,2574	25,26	224 Hessling, Per-Erik
100	66	36,09	1,8288	24,9268	24,93	54 Samuelsson, Weine 1703
101	55	30,38	1,8104	24,6766	24,68	210 Bäckström, Odd
102	62	35,13	1,7649	24,0560	24,06	254 Karlsson, Robin
103	42	25,14	1,6706	22,7716	22,77	135 Vuolevi, Tommi
104	62	37,43	1,6564	22,5778	22,58	66 Berg, Yvonne 1319
105	52	32,73	1,5888	21,6554	21,66	158 Vreimstad, Steinar 1658
106	28	19,00	1,4737	20,0870	20,09	92 Plantin, Fredrik
107	21	15,14	1,3871	18,9062	18,91	11 Andersson, Jörgen K
108	23	19,06	1,2067	16,4481	16,45	48 Söderholm, Håkan 1305
109	32	31,75	1,0079	13,7378	13,74	259 Kilén, Teresa
110	17	20,85	0,8153	11,1135	11,11	175 BjörSELL, Fredrik 1743
111	10	23,94	0,4177	5,6936	5,69	108 Green-Jeppsson, Birgitta
112	0	35,08	0,0000	0,0000	0,00	220 weiss, Marie

# REVOLVER (STANDARD) -- Overall Stage Results

Cops cup / SM 2010

Printed augusti 22, 2010 at 18:10



## Stage 1 --

	PTS	TIME	HIT FACTOR	STAGE POINTS	STAGE PERCENT	COMPETITOR # Name	
1	90	22,93	3,9250	100,0000	100,00	70 Bergfeldt, Per	597
2	91	24,54	3,7082	94,4775	94,48	144 Lindskog, Olle	1613
3	92	24,94	3,6889	93,9838	93,98	20 Lindfors, Anders	1406
4	91	25,54	3,5630	90,7783	90,78	240 Karlsson, Mats	1624
5	78	22,34	3,4915	88,9555	88,96	12 Edfeldt, Ivar	
6	93	27,15	3,4254	87,2719	87,27	10 Tillström, Daniel	1380
7	88	26,57	3,3120	84,3826	84,38	136 Jansson, Mikael	914
8	88	29,77	2,9560	75,3122	75,31	33 Nilsson, Ola	1211
9	93	31,57	2,9458	75,0533	75,05	86 Björk, Jonas	1753
10	91	32,64	2,7880	71,0318	71,03	241 Dahlbäck, Ola	1628
11	65	26,42	2,4603	62,6819	62,68	19 Tiensuu, Roger	1061
12	71	32,73	2,1693	55,2680	55,27	223 Svensson, Björn	1277

# OPEN -- Overall Stage Results

Cops cup / SM 2010

Printed augusti 22, 2010 at 18:10



## Stage 2 --

	PTS	TIME	HIT FACTOR	STAGE POINTS	STAGE PERCENT	COMPETITOR # Name	
1	67	10,49	6,3870	70,0000	100,00	53 Skoog, Larstony	538
2	64	11,28	5,6738	62,1827	88,83	209 Nordberg, Johan	278
3	60	11,46	5,2356	57,3806	81,97	112 Haugli, Steinar	
4	53	10,55	5,0237	55,0582	78,65	141 Samuelsen, Thomas	
5	64	13,04	4,9080	53,7899	76,84	149 Sandås, Frank	
6	54	11,54	4,6794	51,2846	73,26	26 Hansen, Johan	78
7	66	14,24	4,6348	50,7964	72,57	27 Schön, Marianne	985
8	65	14,07	4,6198	50,6312	72,33	187 Lundbeck, Fredrik	123
9	64	13,88	4,6110	50,5346	72,19	42 Johnstad, Tåle	
10	66	14,50	4,5517	49,8855	71,27	37 Gustafsson, Mattias	333
11	60	13,48	4,4510	48,7821	69,69	137 Christiansen, Anders	
12	55	13,28	4,1416	45,3903	64,84	134 Lönn, Rolf	54
13	63	15,89	3,9648	43,4526	62,08	217 Larsson, Peter M	
14	60	15,36	3,9063	42,8113	61,16	139 Rommen, Kristian	
15	62	15,92	3,8945	42,6823	60,97	25 Werner, Mattias	1242
16	64	17,07	3,7493	41,0909	58,70	104 Lundström, Jens	1295
17	64	17,27	3,7058	40,6150	58,02	215 Andersson, Robert	
18	63	17,13	3,6778	40,3071	57,58	218 Forslund, Tony	1511
19	61	18,36	3,3224	36,4129	52,02	150 Kunst, Robert	763
20	48	14,47	3,3172	36,3556	51,94	212 wallin, Joakim	
21	60	18,15	3,3058	36,2304	51,76	235 Gregnert, Björn	172
22	60	19,73	3,0411	33,3290	47,61	266 andersson, Lars	1751
23	59	19,68	2,9980	32,8568	46,94	154 Haarberg, Stephen	
24	68	23,82	2,8547	31,2871	44,70	211 Nilsson, Claes	
25	36	14,21	2,5334	27,7656	39,67	49 Lunde, Tom Andre	
26	31	12,36	2,5081	27,4879	39,27	114 Kurttio, Jari	370
27	35	22,35	1,5660	17,1628	24,52	174 Rigtrup, Jørgen	
28	38	28,90	1,3149	14,4107	20,59	237 Ståhl, David	1638
29	44	67,90	0,6480	7,1020	10,15	5 Johansson, Tore	874



# STANDARD -- Overall Stage Results

Cops cup / SM 2010

Printed augusti 22, 2010 at 18:10



## Stage 2 --

	PTS	TIME	HIT FACTOR	STAGE POINTS	STAGE PERCENT	COMPETITOR # Name
1	67	11,42	5,8669	70,0000	100,00	161 Lie, Hans Petter
2	63	11,24	5,6050	66,8750	95,54	157 Syversen, Lars
3	63	11,34	5,5556	66,2852	94,69	201 Andersson, Robert 720
4	66	12,28	5,3746	64,1261	91,61	202 Jensen, Ralf K
5	67	12,90	5,1938	61,9690	88,53	122 Jacobsen, Jostein
6	65	12,77	5,0901	60,7312	86,76	245 Östling, Mikael 1546
7	64	13,36	4,7904	57,1561	81,65	52 Lindstedt, Lars 591
8	63	13,30	4,7368	56,5169	80,74	40 Lundberg, Klas 947
9	64	13,68	4,6784	55,8192	79,74	111 Svedlund, Patrik 1048
10	64	13,75	4,6545	55,5350	79,34	73 Ruohonen, Tony
11	60	12,97	4,6261	55,1951	78,85	153 Dahlman, Roland 1297
12	64	13,89	4,6076	54,9752	78,54	178 Hirvikallio, Risto
13	64	14,00	4,5714	54,5433	77,92	63 Bäckström, Mats 1462 O
14	59	13,03	4,5280	54,0253	77,18	89 Saltin, Robert 1233
15	68	17,11	3,9743	47,4185	67,74	113 Nakling, Hilde
16	59	15,15	3,8944	46,4653	66,38	93 Olander, Micke 1124
17	64	16,46	3,8882	46,3916	66,27	13 Törnqvist, Morgan 1587
18	60	15,44	3,8860	46,3653	66,24	55 Schieck, Peter
19	60	15,86	3,7831	45,1375	64,48	147 Östman, Jerry 1634
20	66	18,91	3,4902	41,6430	59,49	132 Olaug, Lene
21	46	13,31	3,4560	41,2353	58,91	18 Karlsson, Kenneth 372
22	54	16,09	3,3561	40,0430	57,20	81 Parhammar, Mats 1073
23	62	18,59	3,3351	39,7925	56,85	238 Andersson, Christer 1517
24	57	17,94	3,1773	37,9090	54,16	182 Parasidis, Matheos 1422
25	56	18,50	3,0270	36,1165	51,60	41 Miklaheim, Fredrik 827
26	58	19,21	3,0193	36,0238	51,46	99 Sjöholm, Hans-Erik 344
27	60	19,89	3,0166	35,9920	51,42	84 Hellström, Tomas 1636
28	47	15,63	3,0070	35,8780	51,25	156 Fristrup, Klaus
29	62	20,68	2,9981	35,7710	51,10	256 Andersen, Peter Munk
30	60	20,04	2,9940	35,7226	51,03	119 Poortman, Rune
31	60	20,19	2,9718	35,4572	50,65	39 Lundberg, Sven 948
32	49	16,80	2,9167	34,7998	49,71	107 Andersson, Hans 971
33	51	17,72	2,8781	34,3396	49,06	74 Madsen, Leif 178
34	60	20,95	2,8640	34,1709	48,82	162 Persson, Tobias
35	60	21,41	2,8024	33,4367	47,77	95 Holm, Kent
36	58	20,86	2,7804	33,1744	47,39	152 Björklund, Thomas 1610
37	61	22,39	2,7244	32,5061	46,44	225 Sandberg, Jens
38	63	23,34	2,6992	32,2054	46,01	129 Bäckström, Bengt 1650
39	52	20,02	2,5974	30,9905	44,27	90 Persson, John 1468 M
40	52	20,24	2,5692	30,6536	43,79	239 Arabäck, Niklas
41	47	18,94	2,4815	29,6079	42,30	83 Maternlindewald, Henrik 1353
42	52	22,09	2,3540	28,0865	40,12	200 Sunnermark, Fredrik 427
43	52	22,13	2,3498	28,0357	40,05	103 Löye, Michael
44	52	22,17	2,3455	27,9851	39,98	130 Sehlstedt, Marten 938
45	54	24,82	2,1757	25,9586	37,08	168 Lundgård, Eivind
46	43	20,96	2,0515	24,4775	34,97	15 Kaneröd, Joakim 527

# STANDARD -- Overall Stage Results

Cops cup / SM 2010

Printed augusti 22, 2010 at 18:10



## Stage 2 --

	PTS	TIME	HIT FACTOR	STAGE POINTS	STAGE PERCENT	COMPETITOR # Name
47	29	14,90	1,9463	23,2221	33,17	31 Hjelm, Thomas 1304
48	42	22,14	1,8970	22,6340	32,33	260 Söderén, Lars-Erik 1642
49	27	14,41	1,8737	22,3557	31,94	51 Kastell, Peter
50	41	22,29	1,8394	21,9464	31,35	184 Edfeldt, Vincent
51	48	26,96	1,7804	21,2427	30,35	234 Johansson, Örjan 295
52	65	38,50	1,6883	20,1438	28,78	233 Gregnert, Janne 6
53	26	15,51	1,6763	20,0010	28,57	14 Lundgren, Thomas 1416
54	33	20,04	1,6467	19,6474	28,07	29 Rudensten, Joakim 528
55	46	33,60	1,3690	16,3346	23,34	180 Andersson, Stefan 1714
56	64	48,00	1,3333	15,9085	22,73	85 Persson, Karsten 1767
57	29	48,74	0,5950	7,0991	10,14	167 Olsen, Björn Thomas
58	11	25,23	0,4360	5,2019	7,43	44 Slaarup, Jesper Thor
59	11	26,11	0,4213	5,0266	7,18	143 Basic, Susan 1287
60	10	24,03	0,4161	4,9652	7,09	160 Hammartorp, Filip
61	11	30,95	0,3554	4,2405	6,06	165 Henebratt, Michael
62	3	18,16	0,1652	1,9710	2,82	6 Andersson, Max
63	0	14,89	0,0000	0,0000	0,00	164 Holmberg, Daniel

# PRODUCTION -- Overall Stage Results

Cops cup / SM 2010

Printed augusti 22, 2010 at 18:10



## Stage 2 --

	PTS	TIME	HIT FACTOR	STAGE POINTS	STAGE PERCENT	COMPETITOR # Name	
1	68	13,68	4,9708	70,0000	100,00	206 Andersson, Jörgen	775
2	60	12,41	4,8348	68,0855	97,27	204 Gyllenberg, Rasmus	1355
3	60	12,82	4,6802	65,9080	94,15	65 Rømer, Jack	
4	64	13,95	4,5878	64,6072	92,30	207 Björk, Jörgen	269
5	66	14,62	4,5144	63,5729	90,82	208 Falk, Robert	765
6	60	13,31	4,5079	63,4817	90,69	176 Strengnes, Odd	
7	64	14,40	4,4444	62,5882	89,41	151 Ekstrand, Fredrik	1268
8	62	13,99	4,4317	62,4093	89,16	80 Svedberg, Peter	431
9	66	14,91	4,4266	62,3364	89,05	35 Skaarer, Even	
10	62	14,09	4,4003	61,9663	88,52	203 Rasmussen, Per-Ola	1194
11	60	14,00	4,2857	60,3529	86,22	179 Heller, Peter	
12	64	14,96	4,2781	60,2454	86,06	171 Eklund, Lasse	1594
13	64	15,33	4,1748	58,7913	83,99	97 Modigh, Johan	
14	60	14,40	4,1667	58,6765	83,82	169 Mckeown, Timo	
15	62	14,97	4,1416	58,3237	83,32	127 Pedersen, Flemming Mark	
16	62	15,31	4,0496	57,0285	81,47	68 Lutcherath, Øystein	
17	60	14,91	4,0241	56,6694	80,96	69 Kristiansen, Bård	
18	62	16,45	3,7690	53,0763	75,82	101 Duse, Tobias	1238
19	52	13,92	3,7356	52,6065	75,15	205 Johannesson, Stefan	288
20	56	15,05	3,7209	52,3995	74,86	142 Norman, Cathrine	
21	62	16,85	3,6795	51,8164	74,02	67 Larsen, Søren W	
22	52	14,40	3,6111	50,8529	72,65	8 Carlsson, Eric	1603
23	64	17,77	3,6016	50,7187	72,46	32 Kronbäck, Christian	1585
24	52	14,44	3,6011	50,7121	72,45	177 Kvarsnes, Hans Petter	
25	45	12,55	3,5857	50,4945	72,13	75 Hagemann, Lars	
26	60	16,99	3,5315	49,7317	71,05	9 Johansson, Mikael	1279
27	58	16,49	3,5173	49,5316	70,76	72 Agnebo, Mikael	1679
28	62	17,63	3,5167	49,5239	70,75	115 Hennem, Svein-Helge	
29	60	17,09	3,5108	49,4407	70,63	46 Nordlund, Thomas	
30	64	18,26	3,5049	49,3576	70,51	1 Classon, Joakim	373
31	62	18,27	3,3935	47,7890	68,27	30 Lindholm, Morgan	
32	60	17,80	3,3708	47,4686	67,81	36 Stangvik, Kent	1244
33	52	15,45	3,3657	47,3969	67,71	121 Carlander, Mikael	679
34	58	17,34	3,3449	47,1036	67,29	128 Flyberg, Fredrik	1545
35	66	20,07	3,2885	46,3097	66,16	258 Kilén, Lars	
36	60	18,40	3,2609	45,9207	65,60	98 Rönneham, Robert C-G	732
37	58	17,93	3,2348	45,5536	65,08	228 Marklund, Tord	1672
38	45	13,92	3,2328	45,5248	65,04	57 Hjelm, Tommy	634
39	45	13,93	3,2304	45,4922	64,99	59 Wildemo, Fredrik	1101
40	41	12,72	3,2233	45,3912	64,84	47 Ekstedt, Stefan	215
41	60	18,64	3,2189	45,3295	64,76	138 Hermander, Tomas	267
42	64	19,90	3,2161	45,2900	64,70	116 Svensson, Tobias	1754
43	56	17,49	3,2018	45,0893	64,41	92 Plantin, Fredrik	
44	64	20,20	3,1683	44,6174	63,74	94 Andersen, Thomas	
45	58	18,36	3,1590	44,4867	63,55	163 Selinder, Patrik	1312
46	68	21,67	3,1380	44,1901	63,13	77 Blom, Joakim	1765

# PRODUCTION -- Overall Stage Results

Cops cup / SM 2010

Printed augusti 22, 2010 at 18:10



## Stage 2 --

	PTS	TIME	HIT FACTOR	STAGE POINTS	STAGE PERCENT	COMPETITOR #	Name
47	66	21,48	3,0726	43,2698	61,81	219	Svanmark, Johan
48	58	19,12	3,0335	42,7184	61,03	166	Nordström, Daniel 1357
49	51	16,87	3,0231	42,5726	60,82	2	Schiefke, Gerhard
50	60	20,08	2,9880	42,0787	60,11	50	Oskarsson, Tina 1677
51	60	20,09	2,9866	42,0578	60,08	76	Bjuhr, Jörgen 1764
52	62	20,84	2,9750	41,8957	59,85	251	Wendelklint, Tony 1553
53	60	20,43	2,9369	41,3579	59,08	43	OdgaardNexe, Adam 1408
54	56	19,17	2,9212	41,1378	58,77	252	Olsson, Mikael 332
55	50	17,16	2,9138	41,0325	58,62	170	Petrovic, Sasa
56	50	17,19	2,9087	40,9609	58,52	58	Lundin, Patrik
57	56	19,44	2,8807	40,5664	57,95	242	Saxhøj, Ulrik
58	54	18,83	2,8678	40,3849	57,69	91	Landin, Peter 1655
59	58	20,33	2,8529	40,1759	57,39	175	Björzell, Fredrik 1743
60	62	21,97	2,8220	39,7408	56,77	230	Nilsson, Jörgen
61	58	20,56	2,8210	39,7265	56,75	3	Luckman, Rasmus 1588
62	58	20,56	2,8210	39,7265	56,75	257	Hansen, Gert E
63	60	21,29	2,8182	39,6872	56,70	124	Roos, Gunnar
64	54	19,35	2,7907	39,2996	56,14	105	Karlsson, Peter 1264
65	54	19,44	2,7778	39,1176	55,88	87	Stankovic, Alexander 1363
66	56	20,20	2,7723	39,0402	55,77	253	Berntsson, Henrik
67	41	14,96	2,7406	38,5947	55,14	24	Gunnarsson, Martin 1583
68	47	17,60	2,6705	37,6063	53,72	62	Nilsson, Tomas 1716
69	41	15,46	2,6520	37,3465	53,35	214	Wennerbom, Anders 1519
70	62	23,70	2,6160	36,8399	52,63	224	Hessling, Per-Erik
71	58	22,20	2,6126	36,7917	52,56	125	Owe, Geir
72	50	19,15	2,6110	36,7685	52,53	188	Molin, Martin 1792
73	56	22,58	2,4801	34,9252	49,89	262	Larsson, Ulf
74	46	18,76	2,4520	34,5303	49,33	7	Forsling, Per 987
75	50	20,80	2,4038	33,8518	48,36	34	Jönsson, Lars 1584
76	37	15,48	2,3902	33,6594	48,08	190	Back, Christer 299
77	41	18,29	2,2417	31,5679	45,10	48	Söderholm, Håkan 1305
78	54	24,19	2,2323	31,4364	44,91	172	Falk, Magnus 1611
79	41	18,72	2,1902	30,8428	44,06	181	Dalheim, Kjetil André
80	56	25,71	2,1781	30,6733	43,82	226	Dohmen, Sofia
81	47	21,79	2,1570	30,3750	43,39	16	Johansson, Håkan
82	48	22,26	2,1563	30,3663	43,38	38	Rothman, Anders 1633
83	58	27,10	2,1402	30,1394	43,06	265	Johansson, Daniel
84	56	26,48	2,1148	29,7814	42,54	216	Hansson, Johan
85	43	20,41	2,1068	29,6688	42,38	229	Fransson, Andreas
86	66	31,41	2,1012	29,5904	42,27	250	Andersson, Åsa
87	43	20,63	2,0843	29,3525	41,93	17	Werner, Carl-Erik 1033
88	52	25,00	2,0800	29,2913	41,84	148	Jung, Mikael
89	62	29,92	2,0722	29,1813	41,69	54	Samuelsson, Weine 1703
90	39	19,41	2,0093	28,2953	40,42	135	Vuolevi, Tommi
91	45	22,43	2,0062	28,2526	40,36	123	Wallentin, Tomas 1054
92	42	21,20	1,9811	27,8990	39,86	100	Deyneko, Dmitry

# PRODUCTION -- Overall Stage Results

Cops cup / SM 2010

Printed augusti 22, 2010 at 18:10



## Stage 2 --

	PTS	TIME	HIT FACTOR	STAGE POINTS	STAGE PERCENT	COMPETITOR # Name
93	49	24,89	1,9687	27,7234	39,60	56 Franzen, Anders 1671
94	58	29,67	1,9548	27,5287	39,33	210 Bäckström, Odd
95	41	21,03	1,9496	27,4549	39,22	120 Carlsson, Andreas
96	54	31,53	1,7127	24,1182	34,45	231 Gustafsson, Nilsgoran 1303
97	54	34,36	1,5716	22,1318	31,62	246 Lindström, Angelica
98	44	28,33	1,5531	21,8716	31,25	108 Green-Jeppsson, Birgitta
99	24	16,92	1,4184	19,9750	28,54	213 Gunnarsson, Robert 1326
100	35	27,33	1,2806	18,0345	25,76	158 Vreimstad, Steinar 1658
101	24	19,45	1,2339	17,3767	24,82	82 Ström, Johan 1366
102	26	21,12	1,2311	17,3362	24,77	60 Andersson, Dan 562
103	24	21,18	1,1331	15,9573	22,80	221 Dahl, Bengt
104	54	47,71	1,1318	15,9389	22,77	220 weiss, Marie
105	29	26,75	1,0841	15,2668	21,81	71 Trepic, Alen 1612
106	14	18,29	0,7654	10,7793	15,40	133 Hvaale, Elling
107	11	14,97	0,7348	10,3478	14,78	4 Appelvist, Magnus 1435
108	27	37,26	0,7246	10,2046	14,58	66 Berg, Yvonne 1319
109	24	37,08	0,6472	9,1148	13,02	259 Kilén, Teresa
110	5	17,23	0,2902	4,0866	5,84	11 Andersson, Jörgen K
111	7	37,63	0,1860	2,6196	3,74	254 Karlsson, Robin
112	2	14,01	0,1428	2,0103	2,87	126 Wallman, Christian
113	0	20,95	0,0000	0,0000	0,00	222 Friberg, Johan

# REVOLVER (STANDARD) -- Overall Stage Results

Cops cup / SM 2010

Printed augusti 22, 2010 at 18:10



## Stage 2 --

	PTS	TIME	HIT FACTOR	STAGE POINTS	STAGE PERCENT	COMPETITOR # Name	
1	63	20,37	3,0928	70,0000	100,00	70 Bergfeldt, Per	597
2	65	21,30	3,0516	69,0689	98,67	20 Lindfors, Anders	1406
3	64	24,56	2,6059	58,9794	84,26	144 Linskog, Olle	1613
4	61	24,07	2,5343	57,3591	81,94	12 Edfeldt, Ivar	
5	59	24,08	2,4502	55,4554	79,22	240 Karlsson, Mats	1624
6	65	26,76	2,4290	54,9763	78,54	19 Tiensuu, Roger	1061
7	55	24,85	2,2133	50,0939	71,56	10 Tillström, Daniel	1380
8	62	28,33	2,1885	49,5329	70,76	241 Dahlbäck, Ola	1628
9	54	24,78	2,1792	49,3220	70,46	223 Svensson, Björn	1277
10	61	28,41	2,1471	48,5967	69,42	33 Nilsson, Ola	1211
11	65	30,30	2,1452	48,5534	69,36	86 Björk, Jonas	1753
12	64	29,99	2,1340	48,3005	69,00	136 Jansson, Mikael	914

# OPEN -- Overall Stage Results

Cops cup / SM 2010

Printed augusti 22, 2010 at 18:10



## Stage 3 --

	PTS	TIME	HIT FACTOR	STAGE POINTS	STAGE PERCENT	COMPETITOR # Name	
1	151	20,83	7,2492	160,0000	100,00	26 Hansen, Johan	78
2	153	21,16	7,2306	159,5909	99,74	209 Nordberg, Johan	278
3	136	19,90	6,8342	150,8406	94,28	53 Skoog, Larstony	538
4	147	22,25	6,6067	145,8208	91,14	112 Haugli, Steinar	
5	146	22,79	6,4063	141,3972	88,37	141 Samuelsen, Thomas	
6	135	21,40	6,3084	139,2362	87,02	149 Sandås, Frank	
7	149	24,09	6,1851	136,5154	85,32	212 wallin, Joakim	
8	151	25,04	6,0304	133,0990	83,19	37 Gustafsson, Mattias	333
9	145	24,97	5,8070	128,1686	80,11	25 Werner, Mattias	1242
10	156	27,26	5,7227	126,3081	78,94	104 Lundström, Jens	1295
11	147	26,59	5,5284	122,0201	76,26	139 Rommen, Kristian	
12	143	26,48	5,4003	119,1929	74,50	137 Christiansen, Anders	
13	133	24,70	5,3846	118,8467	74,28	49 Lunde, Tom Andre	
14	137	25,52	5,3683	118,4874	74,05	187 Lundbeck, Fredrik	123
15	136	26,04	5,2227	115,2737	72,05	114 Kurttio, Jari	370
16	130	26,34	4,9355	108,9331	68,08	134 Lönn, Rolf	54
17	146	29,91	4,8813	107,7380	67,34	217 Larsson, Peter M	
18	125	26,40	4,7348	104,5053	65,32	42 Johnstad, Tåle	
19	158	34,75	4,5468	100,3540	62,72	266 andersson, Lars	1751
20	132	29,24	4,5144	99,6389	62,27	27 Schön, Marianne	985
21	139	31,30	4,4409	98,0173	61,26	218 Forslund, Tony	1511
22	132	31,32	4,2146	93,0217	58,14	174 Rigrtrup, Jørgen	
23	129	33,15	3,8914	85,8892	53,68	215 Andersson, Robert	
24	122	31,46	3,8779	85,5920	53,50	154 Haarberg, Stephen	
25	149	41,07	3,6280	80,0744	50,05	211 Nilsson, Claes	
26	131	39,00	3,3590	74,1377	46,34	150 Kunst, Robert	763
27	126	37,66	3,3457	73,8452	46,15	237 Ståhl, David	1638
28	146	46,40	3,1466	69,4492	43,41	235 Gregnert, Björn	172
29	141	98,13	1,4369	31,7139	19,82	5 Johansson, Tore	874

# STANDARD -- Overall Stage Results

Cops cup / SM 2010

Printed augusti 22, 2010 at 18:10



## Stage 3 --

	PTS	TIME	HIT FACTOR	STAGE POINTS	STAGE PERCENT	COMPETITOR # Name
1	150	22,67	6,6167	160,0000	100,00	157 Syversen, Lars
2	153	23,41	6,5357	158,0412	98,78	202 Jensen, Ralf K
3	152	23,51	6,4653	156,3404	97,71	201 Andersson, Robert 720
4	144	22,54	6,3886	154,4859	96,55	245 Östling, Mikael 1546
5	149	23,42	6,3621	153,8437	96,15	178 Hirvikallio, Risto
6	152	24,23	6,2732	151,6947	94,81	122 Jacobsen, Jostein
7	151	24,31	6,2114	150,2008	93,88	40 Lundberg, Klas 947
8	148	23,87	6,2003	149,9304	93,71	73 Ruohonen, Tony
9	148	23,96	6,1770	149,3672	93,35	18 Karlsson, Kenneth 372
10	151	24,58	6,1432	148,5509	92,84	89 Saltin, Robert 1233
11	151	24,95	6,0521	146,3479	91,47	63 Bäckström, Mats 1462 O
12	146	24,62	5,9301	143,3987	89,62	51 Kastell, Peter
13	136	23,40	5,8120	140,5411	87,84	161 Lie, Hans Petter
14	148	26,07	5,6770	137,2780	85,80	93 Olander, Micke 1124
15	130	23,16	5,6131	135,7329	84,83	39 Lundberg, Sven 948
16	144	26,56	5,4217	131,1036	81,94	52 Lindstedt, Lars 591
17	127	23,43	5,4204	131,0725	81,92	153 Dahlman, Roland 1297
18	149	27,57	5,4044	130,6862	81,68	74 Madsen, Leif 178
19	159	29,74	5,3463	129,2815	80,80	225 Sandberg, Jens
20	140	26,85	5,2142	126,0852	78,80	81 Parhammar, Mats 1073
21	141	27,48	5,1310	124,0745	77,55	111 Svedlund, Patrik 1048
22	146	29,37	4,9711	120,2068	75,13	84 Hellström, Tomas 1636
23	149	30,05	4,9584	119,9008	74,94	107 Andersson, Hans 971
24	138	28,35	4,8677	117,7081	73,57	31 Hjelm, Thomas 1304
25	137	28,89	4,7421	114,6709	71,67	29 Rudensten, Joakim 528
26	135	28,78	4,6908	113,4288	70,89	55 Schieck, Peter
27	150	32,01	4,6860	113,3146	70,82	200 Sunnermark, Fredrik 427
28	158	33,72	4,6856	113,3052	70,82	156 Fristrup, Klaus
29	137	29,31	4,6742	113,0277	70,64	256 Andersen, Peter Munk
30	154	33,00	4,6667	112,8462	70,53	132 Olaug, Lene
31	149	32,16	4,6331	112,0342	70,02	15 Kaneröd, Joakim 527
32	142	30,74	4,6194	111,7030	69,81	113 Nakling, Hilde
33	155	34,01	4,5575	110,2060	68,88	129 Bäckström, Bengt 1650
34	140	30,91	4,5293	109,5240	68,45	239 Arabäck, Niklas
35	154	34,35	4,4833	108,4112	67,76	162 Persson, Tobias
36	148	33,06	4,4767	108,2528	67,66	182 Parasidis, Matheos 1422
37	127	29,02	4,3763	105,8246	66,14	184 Edfeldt, Vincent
38	136	32,48	4,1872	101,2519	63,28	130 Sehlstedt, Marten 938
39	145	34,63	4,1871	101,2502	63,28	14 Lundgren, Thomas 1416
40	123	29,38	4,1865	101,2357	63,27	41 Miklaheim, Fredrik 827
41	110	26,47	4,1556	100,4891	62,81	164 Holmberg, Daniel
42	151	36,79	4,1044	99,2493	62,03	13 Törnqvist, Morgan 1587
43	131	32,17	4,0721	98,4692	61,54	147 Östman, Jerry 1634
44	152	37,75	4,0265	97,3659	60,85	44 Slaarup, Jesper Thor
45	130	33,02	3,9370	95,2021	59,50	99 Sjöholm, Hans-Erik 344
46	156	39,77	3,9226	94,8526	59,28	152 Björklund, Thomas 1610



# STANDARD -- Overall Stage Results

Cops cup / SM 2010

Printed augusti 22, 2010 at 18:10



## Stage 3 --

	PTS	TIME	HIT FACTOR	STAGE POINTS	STAGE PERCENT	COMPETITOR # Name	
47	152	40,13	3,7877	91,5914	57,24	83 Maternlindewald, Henrik	1353
48	136	36,27	3,7497	90,6717	56,67	119 Poortman, Rune	
49	129	39,20	3,2908	79,5763	49,74	238 Andersson, Christer	1517
50	133	41,44	3,2095	77,6090	48,51	160 Hammartorp, Filip	
51	89	28,54	3,1184	75,4078	47,13	103 Löye, Michael	
52	118	38,38	3,0745	74,3459	46,47	260 Söderén, Lars-Erik	1642
53	123	40,04	3,0719	74,2833	46,43	6 Andersson, Max	
54	128	41,79	3,0629	74,0658	46,29	90 Persson, John	1468 M
55	152	49,86	3,0485	73,7177	46,07	233 Gregnert, Janne	6
56	121	42,28	2,8619	69,2039	43,25	95 Holm, Kent	
57	140	49,55	2,8254	68,3226	42,70	234 Johansson, Örjan	295
58	138	49,55	2,7851	67,3466	42,09	167 Olsen, Björn Thomas	
59	150	54,39	2,7579	66,6887	41,68	180 Andersson, Stefan	1714
60	104	42,24	2,4621	59,5374	37,21	143 Basic, Susan	1287
61	130	60,89	2,1350	51,6271	32,27	165 Henebratt, Michael	
62	123	59,00	2,0847	50,4119	31,51	168 Lundgård, Eivind	
63	0	40,05	0,0000	0,0000	0,00	85 Persson, Karsten	1767

# PRODUCTION -- Overall Stage Results

Cops cup / SM 2010

Printed augusti 22, 2010 at 18:10



## Stage 3 --

	PTS	TIME	HIT FACTOR	STAGE POINTS	STAGE PERCENT	COMPETITOR # Name	
1	150	22,82	6,5732	160,0000	100,00	204 Gyllenberg, Rasmus	1355
2	158	25,12	6,2898	153,1023	95,69	177 Kvarsnes, Hans Petter	
3	150	24,26	6,1830	150,5029	94,06	35 Skaarer, Even	
4	144	23,39	6,1565	149,8569	93,66	203 Rasmussen, Per-Ola	1194
5	154	25,09	6,1379	149,4048	93,38	65 Rømer, Jack	
6	148	24,32	6,0855	148,1298	92,58	47 Ekstedt, Stefan	215
7	142	23,36	6,0788	147,9653	92,48	208 Falk, Robert	765
8	150	24,72	6,0680	147,7023	92,31	176 Strengnes, Odd	
9	154	25,48	6,0440	147,1180	91,95	207 Björk, Jörgen	269
10	150	25,52	5,8777	143,0721	89,42	127 Pedersen, Flemming Mark	
11	150	25,81	5,8117	141,4645	88,42	69 Kristiansen, Bård	
12	146	25,43	5,7413	139,7497	87,34	206 Andersson, Jörgen	775
13	152	26,51	5,7337	139,5656	87,23	80 Svedberg, Peter	431
14	140	24,66	5,6772	138,1909	86,37	75 Hagemann, Lars	
15	148	26,40	5,6061	136,4590	85,29	151 Ekstrand, Fredrik	1268
16	146	26,08	5,5982	136,2667	85,17	126 Wallman, Christian	
17	146	26,47	5,5157	134,2589	83,91	36 Stangvik, Kent	1244
18	136	25,18	5,4011	131,4703	82,17	121 Carlander, Mikael	679
19	142	26,41	5,3768	130,8773	81,80	171 Eklund, Lasse	1594
20	154	28,66	5,3733	130,7943	81,75	163 Selinder, Patrik	1312
21	126	23,52	5,3571	130,4000	81,50	59 Wildemo, Fredrik	1101
22	142	26,51	5,3565	130,3836	81,49	8 Carlsson, Eric	1603
23	140	26,32	5,3191	129,4752	80,92	169 Mckeown, Timo	
24	148	27,91	5,3028	129,0762	80,67	128 Flyberg, Fredrik	1545
25	154	29,29	5,2578	127,9811	79,99	252 Olsson, Mikael	332
26	150	28,87	5,1957	126,4704	79,04	67 Larsen, Søren W	
27	152	29,44	5,1630	125,6754	78,55	253 Berntsson, Henrik	
28	140	27,20	5,1471	125,2863	78,30	205 Johannesson, Stefan	288
29	144	28,07	5,1300	124,8718	78,04	68 Lutcherath, Øystein	
30	132	25,95	5,0867	123,8172	77,39	97 Modigh, Johan	
31	146	28,72	5,0836	123,7408	77,34	58 Lundin, Patrik	
32	146	29,55	4,9408	120,2651	75,17	101 Duse, Tobias	1238
33	148	30,12	4,9137	119,6055	74,75	46 Nordlund, Thomas	
34	125	25,58	4,8866	118,9471	74,34	57 Hjelm, Tommy	634
35	142	29,39	4,8316	117,6070	73,50	30 Lindholm, Morgan	
36	138	29,04	4,7521	115,6716	72,29	43 OdgaardNexe, Adam	1408
37	125	26,44	4,7277	115,0782	71,92	179 Heller, Peter	
38	136	28,97	4,6945	114,2707	71,42	228 Marklund, Tord	1672
39	144	31,02	4,6422	112,9965	70,62	48 Söderholm, Håkan	1305
40	146	31,49	4,6364	112,8560	70,53	2 Schiefke, Gerhard	
41	140	30,39	4,6068	112,1351	70,08	16 Johansson, Håkan	
42	152	33,15	4,5852	111,6103	69,76	148 Jung, Mikael	
43	121	26,55	4,5574	110,9341	69,33	170 Petrovic, Sasa	
44	146	32,25	4,5271	110,1964	68,87	257 Hansen, Gert E	
45	142	31,47	4,5122	109,8338	68,65	9 Johansson, Mikael	1279
46	121	26,92	4,4948	109,4094	68,38	138 Hermander, Tomas	267

# PRODUCTION -- Overall Stage Results

Cops cup / SM 2010

Printed augusti 22, 2010 at 18:10



## Stage 3 --

	PTS	TIME	HIT FACTOR	STAGE POINTS	STAGE PERCENT	COMPETITOR # Name
47	140	31,21	4,4857	109,1889	68,24	251 Wendelklint, Tony 1553
48	138	31,06	4,4430	108,1489	67,59	242 Saxhøj, Ulrik
49	152	34,28	4,4341	107,9312	67,46	222 Friberg, Johan
50	144	32,64	4,4118	107,3882	67,12	120 Carlsson, Andreas
51	144	32,85	4,3836	106,7017	66,69	181 Dalheim, Kjetil André
52	128	29,40	4,3537	105,9759	66,23	76 Bjuhr, Jörgen 1764
53	140	32,25	4,3411	105,6678	66,04	1 Classon, Joakim 373
54	134	31,00	4,3226	105,2174	65,76	124 Roos, Gunnar
55	148	34,26	4,3199	105,1523	65,72	166 Nordström, Daniel 1357
56	126	29,25	4,3077	104,8550	65,53	92 Plantin, Fredrik
57	127	29,52	4,3022	104,7205	65,45	94 Andersen, Thomas
58	127	29,60	4,2905	104,4375	65,27	190 Back, Christer 299
59	128	30,10	4,2525	103,5113	64,69	105 Karlsson, Peter 1264
60	134	31,62	4,2378	103,1543	64,47	135 Vuolevi, Tommi
61	148	35,08	4,2189	102,6943	64,18	229 Fransson, Andreas
62	133	31,55	4,2155	102,6116	64,13	230 Nilsson, Jörgen
63	140	33,34	4,1992	102,2132	63,88	56 Franzen, Anders 1671
64	131	31,23	4,1947	102,1042	63,82	87 Stankovic, Alexander 1363
65	140	33,56	4,1716	101,5431	63,46	38 Rothman, Anders 1633
66	148	35,94	4,1180	100,2370	62,65	123 Wallentin, Tomas 1054
67	144	35,36	4,0724	99,1276	61,95	72 Agnebo, Mikael 1679
68	123	30,47	4,0368	98,2601	61,41	4 Appelkvist, Magnus 1435
69	156	38,87	4,0134	97,6910	61,06	50 Oskarsson, Tina 1677
70	148	37,04	3,9957	97,2602	60,79	219 Svanmark, Johan
71	130	32,77	3,9670	96,5631	60,35	175 Björzell, Fredrik 1743
72	148	37,37	3,9604	96,4013	60,25	125 Owe, Geir
73	132	33,41	3,9509	96,1705	60,11	91 Landin, Peter 1655
74	134	34,16	3,9227	95,4842	59,68	60 Andersson, Dan 562
75	152	38,87	3,9105	95,1861	59,49	3 Luckman, Rasmus 1588
76	152	39,05	3,8924	94,7473	59,22	116 Svensson, Tobias 1754
77	144	37,13	3,8783	94,4022	59,00	221 Dahl, Bengt
78	120	31,22	3,8437	93,5605	58,48	214 Wennerbom, Anders 1519
79	132	34,94	3,7779	91,9592	57,47	115 Hennum, Svein-Helge
80	115	30,51	3,7693	91,7487	57,34	11 Andersson, Jörgen K
81	131	35,10	3,7322	90,8466	56,78	24 Gunnarsson, Martin 1583
82	136	36,97	3,6787	89,5434	55,96	188 Molin, Martin 1792
83	131	36,44	3,5950	87,5059	54,69	265 Johansson, Daniel
84	115	32,25	3,5659	86,7986	54,25	77 Blom, Joakim 1765
85	91	25,91	3,5122	85,4906	53,43	82 Ström, Johan 1366
86	137	39,36	3,4807	84,7247	52,95	32 Kronbäck, Christian 1585
87	137	39,55	3,4640	84,3176	52,70	34 Jönsson, Lars 1584
88	115	33,38	3,4452	83,8602	52,41	133 Hvaale, Elling
89	138	40,07	3,4440	83,8309	52,39	54 Samuelsson, Weine 1703
90	89	25,87	3,4403	83,7410	52,34	142 Norman, Cathrine
91	116	34,34	3,3780	82,2247	51,39	258 Kilén, Lars
92	98	29,75	3,2941	80,1832	50,11	7 Forsling, Per 987

# PRODUCTION -- Overall Stage Results

Cops cup / SM 2010

Printed augusti 22, 2010 at 18:10




## Stage 3 --

	PTS	TIME	HIT FACTOR	STAGE POINTS	STAGE PERCENT	COMPETITOR # Name
93	150	45,66	3,2852	79,9650	49,98	262 Larsson, Ulf
94	134	41,02	3,2667	79,5158	49,70	100 Deyneko, Dmitry
95	146	44,71	3,2655	79,4863	49,68	254 Karlsson, Robin
96	104	31,86	3,2643	79,4570	49,66	17 Werner, Carl-Erik 1033
97	123	38,04	3,2334	78,7062	49,19	98 Rönnestam, Robert C-G 732
98	89	27,68	3,2153	78,2651	48,92	62 Nilsson, Tomas 1716
99	123	38,30	3,2115	78,1719	48,86	250 Andersson, Åsa
100	129	40,58	3,1789	77,3788	48,36	231 Gustafsson, Nilsgoran 1303
101	125	40,90	3,0562	74,3928	46,50	172 Falk, Magnus 1611
102	144	47,40	3,0380	73,9483	46,22	216 Hansson, Johan
103	102	33,90	3,0088	73,2394	45,77	213 Gunnarsson, Robert 1326
104	119	42,91	2,7732	67,5045	42,19	226 Dohmen, Sofia
105	128	46,77	2,7368	66,6173	41,64	66 Berg, Yvonne 1319
106	138	52,12	2,6477	64,4494	40,28	224 Hessling, Per-Erik
107	132	53,01	2,4901	60,6123	37,88	210 Bäckström, Odd
108	140	56,96	2,4579	59,8277	37,39	108 Green-Jeppsson, Birgitta
109	148	63,56	2,3285	56,6790	35,42	220 weiss, Marie
110	123	54,17	2,2706	55,2701	34,54	246 Lindström, Angelica
111	110	62,28	1,7662	42,9921	26,87	71 Trepic, Alen 1612
112	77	44,18	1,7429	42,4238	26,51	158 Vreimstad, Steinar 1658
113	142	83,64	1,6978	41,3256	25,83	259 Kilén, Teresa

# REVOLVER (STANDARD) -- Overall Stage Results

Cops cup / SM 2010

Printed augusti 22, 2010 at 18:10



## Stage 3 --

	PTS	TIME	HIT FACTOR	STAGE POINTS	STAGE PERCENT	COMPETITOR # Name	
1	148	34,62	4,2750	160,0000	100,00	70 Bergfeldt, Per	597
2	153	36,03	4,2465	158,9324	99,33	12 Edfeldt, Ivar	
3	150	37,17	4,0355	151,0372	94,40	144 Linskog, Olle	1613
4	132	35,28	3,7415	140,0331	87,52	20 Lindfors, Anders	1406
5	148	41,29	3,5844	134,1535	83,85	136 Jansson, Mikael	914
6	152	43,01	3,5341	132,2694	82,67	33 Nilsson, Ola	1211
7	148	43,70	3,3867	126,7551	79,22	86 Björk, Jonas	1753
8	153	45,80	3,3406	125,0291	78,14	240 Karlsson, Mats	1624
9	159	47,70	3,3333	124,7567	77,97	241 Dahlbäck, Ola	1628
10	138	43,36	3,1827	119,1174	74,45	223 Svensson, Björn	1277
11	139	45,86	3,0310	113,4400	70,90	10 Tillström, Daniel	1380
12	117	38,61	3,0303	113,4152	70,88	19 Tiensuu, Roger	1061

# OPEN -- Overall Stage Results

Cops cup / SM 2010

Printed augusti 22, 2010 at 18:10



## Stage 4 --

	PTS	TIME	HIT FACTOR	STAGE POINTS	STAGE PERCENT	COMPETITOR # Name	
1	148	17,61	8,4043	155,0000	100,00	53 Skoog, Larstony	538
2	140	17,67	7,9230	146,1237	94,27	26 Hansen, Johan	78
3	146	19,09	7,6480	141,0510	91,00	141 Samuelsen, Thomas	
4	130	17,29	7,5188	138,6685	89,46	209 Nordberg, Johan	278
5	144	19,55	7,3657	135,8454	87,64	139 Rommen, Kristian	
6	151	22,11	6,8295	125,9556	81,26	25 Werner, Mattias	1242
7	145	21,27	6,8171	125,7274	81,11	217 Larsson, Peter M	
8	132	20,49	6,4422	118,8123	76,65	112 Haugli, Steinar	
9	135	21,03	6,4194	118,3924	76,38	212 wallin, Joakim	
10	142	22,14	6,4137	118,2878	76,31	37 Gustafsson, Mattias	333
11	133	21,15	6,2884	115,9767	74,82	149 Sandås, Frank	
12	149	23,80	6,2605	115,4619	74,49	42 Johnstad, Tåle	
13	148	23,96	6,1770	113,9211	73,50	137 Christiansen, Anders	
14	133	21,57	6,1660	113,7184	73,37	114 Kurttio, Jari	370
15	140	22,71	6,1647	113,6947	73,35	134 Lönn, Rolf	54
16	151	25,25	5,9802	110,2922	71,16	49 Lunde, Tom Andre	
17	144	25,13	5,7302	105,6816	68,18	150 Kunst, Robert	763
18	149	26,73	5,5743	102,8056	66,33	215 Andersson, Robert	
19	134	24,71	5,4229	100,0141	64,53	27 Schön, Marianne	985
20	135	25,17	5,3635	98,9190	63,82	187 Lundbeck, Fredrik	123
21	144	29,43	4,8930	90,2405	58,22	104 Lundström, Jens	1295
22	143	30,59	4,6747	86,2156	55,62	235 Gregnert, Björn	172
23	131	28,83	4,5439	83,8023	54,07	237 Ståhl, David	1638
24	122	28,61	4,2642	78,6450	50,74	218 Forslund, Tony	1511
25	101	25,72	3,9269	72,4235	46,72	154 Haarberg, Stephen	
26	143	37,73	3,7901	69,9002	45,10	266 andersson, Lars	1751
27	108	30,90	3,4951	64,4606	41,59	211 Nilsson, Claes	
28	97	33,24	2,9182	53,8195	34,72	174 Rigtrup, Jørgen	
29	134	58,08	2,3072	42,5508	27,45	5 Johansson, Tore	874

# STANDARD -- Overall Stage Results

Cops cup / SM 2010

Printed augusti 22, 2010 at 18:10



## Stage 4 --

	PTS	TIME	HIT FACTOR	STAGE POINTS	STAGE PERCENT	COMPETITOR # Name
1	146	20,17	7,2385	155,0000	100,00	202 Jensen, Ralf K
2	145	20,06	7,2283	154,7825	99,86	63 Bäckström, Mats 1462 O
3	148	21,16	6,9943	149,7721	96,63	89 Saltin, Robert 1233
4	143	21,10	6,7773	145,1237	93,63	51 Kastell, Peter
5	150	23,29	6,4405	137,9134	88,98	55 Schieck, Peter
6	144	22,63	6,3632	136,2582	87,91	122 Jacobsen, Jostein
7	144	22,65	6,3576	136,1379	87,83	93 Olander, Micke 1124
8	148	23,35	6,3383	135,7249	87,56	178 Hirvikallio, Risto
9	135	21,41	6,3055	135,0212	87,11	201 Andersson, Robert 720
10	145	23,61	6,1415	131,5094	84,84	73 Ruohonen, Tony
11	134	21,89	6,1215	131,0822	84,57	161 Lie, Hans Petter
12	119	19,98	5,9560	127,5370	82,28	157 Syversen, Lars
13	144	24,57	5,8608	125,4995	80,97	153 Dahlman, Roland 1297
14	135	23,08	5,8492	125,2514	80,81	225 Sandberg, Jens
15	127	22,42	5,6646	121,2978	78,26	39 Lundberg, Sven 948
16	129	23,09	5,5868	119,6329	77,18	40 Lundberg, Klas 947
17	144	25,97	5,5449	118,7341	76,60	156 Fristrup, Klaus
18	130	23,55	5,5202	118,2054	76,26	18 Karlsson, Kenneth 372
19	136	25,24	5,3883	115,3810	74,44	111 Svedlund, Patrik 1048
20	130	24,58	5,2889	113,2521	73,07	164 Holmberg, Daniel
21	130	24,81	5,2398	112,2022	72,39	113 Nakling, Hilde
22	147	28,68	5,1255	109,7547	70,81	15 Kaneröd, Joakim 527
23	121	23,71	5,1033	109,2795	70,50	245 Östling, Mikael 1546
24	145	28,46	5,0949	109,0983	70,39	81 Parhammar, Mats 1073
25	114	22,51	5,0644	108,4461	69,97	52 Lindstedt, Lars 591
26	133	26,29	5,0590	108,3293	69,89	103 Löye, Michael
27	148	29,41	5,0323	107,7585	69,52	84 Hellström, Tomas 1636
28	143	28,56	5,0070	107,2167	69,17	29 Rudensten, Joakim 528
29	139	28,06	4,9537	106,0747	68,44	147 Östman, Jerry 1634
30	151	30,90	4,8867	104,6413	67,51	107 Andersson, Hans 971
31	148	30,51	4,8509	103,8734	67,02	132 Olaug, Lene
32	130	27,09	4,7988	102,7588	66,30	182 Parasidis, Matheos 1422
33	147	30,67	4,7930	102,6333	66,22	14 Lundgren, Thomas 1416
34	124	26,84	4,6200	98,9291	63,83	41 Miklaheim, Fredrik 827
35	126	28,00	4,5000	96,3601	62,17	200 Sunnermark, Fredrik 427
36	135	31,56	4,2776	91,5971	59,09	162 Persson, Tobias
37	137	32,07	4,2719	91,4758	59,02	238 Andersson, Christer 1517
38	141	33,59	4,1977	89,8864	57,99	239 Arabäck, Niklas
39	120	29,88	4,0161	85,9974	55,48	99 Sjöholm, Hans-Erik 344
40	150	38,06	3,9411	84,3932	54,45	129 Bäckström, Bengt 1650
41	143	36,53	3,9146	83,8245	54,08	260 Söderén, Lars-Erik 1642
42	115	30,48	3,7730	80,7919	52,12	184 Edfeldt, Vincent
43	97	25,99	3,7322	79,9190	51,56	31 Hjelm, Thomas 1304
44	89	24,14	3,6868	78,9473	50,93	74 Madsen, Leif 178
45	124	33,78	3,6708	78,6044	50,71	130 Sehlstedt, Marten 938
46	135	36,97	3,6516	78,1932	50,45	85 Persson, Karsten 1767

# STANDARD -- Overall Stage Results

Cops cup / SM 2010

Printed augusti 22, 2010 at 18:10



## Stage 4 --

	PTS	TIME	HIT FACTOR	STAGE POINTS	STAGE PERCENT	COMPETITOR # Name	
47	131	36,49	3,5900	76,8745	49,60	83 Maternlindewald, Henrik	1353
48	137	38,28	3,5789	76,6361	49,44	168 Lundgård, Eivind	
49	145	41,77	3,4714	74,3341	47,96	233 Gregnert, Janne	6
50	116	34,17	3,3948	72,6939	46,90	152 Björklund, Thomas	1610
51	137	41,43	3,3068	70,8093	45,68	160 Hammartorp, Filip	
52	110	34,20	3,2164	68,8734	44,43	119 Poortman, Rune	
53	85	27,06	3,1412	67,2629	43,40	13 Törnqvist, Morgan	1587
54	137	44,31	3,0919	66,2069	42,71	143 Basic, Susan	1287
55	94	31,32	3,0013	64,2674	41,46	44 Slaarup, Jesper Thor	
56	110	40,55	2,7127	58,0880	37,48	6 Andersson, Max	
57	135	50,00	2,7000	57,8161	37,30	234 Johansson, Örjan	295
58	143	54,34	2,6316	56,3509	36,36	256 Andersen, Peter Munk	
59	143	54,65	2,6167	56,0313	36,15	95 Holm, Kent	
60	135	53,34	2,5309	54,1958	34,97	180 Andersson, Stefan	1714
61	112	48,91	2,2899	49,0349	31,64	167 Olsen, Björn Thomas	
62	133	59,11	2,2500	48,1810	31,08	165 Henebratt, Michael	
63	31	25,78	1,2025	25,7492	16,61	90 Persson, John	1468 M



# PRODUCTION -- Overall Stage Results

Cops cup / SM 2010

Printed augusti 22, 2010 at 18:10



## Stage 4 --

	PTS	TIME	HIT FACTOR	STAGE POINTS	STAGE PERCENT	COMPETITOR # Name
1	139	20,41	6,8104	155,0000	100,00	59 Wildemo, Fredrik 1101
2	151	22,39	6,7441	153,4909	99,03	69 Kristiansen, Bård
3	147	21,85	6,7277	153,1178	98,79	179 Heller, Peter
4	149	22,37	6,6607	151,5934	97,80	35 Skaarer, Even
5	145	22,02	6,5849	149,8686	96,69	207 Björk, Jörgen 269
6	145	22,06	6,5730	149,5968	96,51	57 Hjelm, Tommy 634
7	145	22,24	6,5198	148,3861	95,73	177 Kvarsnes, Hans Petter
8	135	20,71	6,5186	148,3589	95,72	47 Ekstedt, Stefan 215
9	137	22,09	6,2019	141,1513	91,07	80 Svedberg, Peter 431
10	139	22,59	6,1532	140,0421	90,35	176 Strengnes, Odd
11	145	23,58	6,1493	139,9536	90,29	206 Andersson, Jörgen 775
12	143	23,68	6,0389	137,4403	88,67	204 Gyllenberg, Rasmus 1355
13	141	23,76	5,9343	135,0618	87,14	67 Larsen, Søren W
14	145	24,94	5,8140	132,3218	85,37	97 Modigh, Johan
15	137	23,58	5,8100	132,2320	85,31	121 Carlander, Mikael 679
16	137	23,70	5,7806	131,5625	84,88	65 Rømer, Jack
17	133	23,30	5,7082	129,9139	83,82	151 Ekstrand, Fredrik 1268
18	128	22,45	5,7016	129,7638	83,72	105 Karlsson, Peter 1264
19	139	24,43	5,6897	129,4945	83,54	36 Stangvik, Kent 1244
20	135	23,83	5,6651	128,9346	83,18	68 Lutcherath, Øystein
21	135	23,92	5,6438	128,4495	82,87	205 Johannesson, Stefan 288
22	123	21,94	5,6062	127,5935	82,32	169 Mckeown, Timo
23	141	25,20	5,5952	127,3440	82,16	253 Berntsson, Henrik
24	128	23,16	5,5268	125,7857	81,15	208 Falk, Robert 765
25	137	25,36	5,4022	122,9508	79,32	127 Pedersen, Flemming Mark
26	137	25,44	5,3852	122,5641	79,07	128 Flyberg, Fredrik 1545
27	137	25,55	5,3620	122,0365	78,73	171 Eklund, Lasse 1594
28	143	26,91	5,3140	120,9434	78,03	203 Rasmussen, Per-Ola 1194
29	112	21,10	5,3081	120,8079	77,94	126 Wallman, Christian
30	135	25,89	5,2144	118,6756	76,56	190 Back, Christer 299
31	145	28,59	5,0717	115,4287	74,47	252 Olsson, Mikael 332
32	145	28,72	5,0487	114,9062	74,13	87 Stankovic, Alexander 1363
33	135	27,41	4,9252	112,0946	72,32	1 Classon, Joakim 373
34	139	28,83	4,8214	109,7312	70,79	72 Agnebo, Mikael 1679
35	139	28,87	4,8147	109,5791	70,70	77 Blom, Joakim 1765
36	131	27,25	4,8073	109,4119	70,59	2 Schiefke, Gerhard
37	120	25,12	4,7771	108,7230	70,14	9 Johansson, Mikael 1279
38	145	30,38	4,7729	108,6276	70,08	4 Appelkvist, Magnus 1435
39	118	25,00	4,7200	107,4241	69,31	75 Hagemann, Lars
40	139	29,69	4,6817	106,5527	68,74	56 Franzen, Anders 1671
41	135	29,42	4,5887	104,4362	67,38	230 Nilsson, Jörgen
42	128	27,93	4,5829	104,3035	67,29	257 Hansen, Gert E
43	137	29,94	4,5758	104,1427	67,19	228 Marklund, Tord 1672
44	135	29,75	4,5378	103,2777	66,63	170 Petrovic, Sasa
45	131	28,89	4,5344	103,2009	66,58	91 Landin, Peter 1655
46	137	30,31	4,5200	102,8714	66,37	60 Andersson, Dan 562

# PRODUCTION -- Overall Stage Results

Cops cup / SM 2010

Printed augusti 22, 2010 at 18:10



## Stage 4 --

	PTS	TIME	HIT FACTOR	STAGE POINTS	STAGE PERCENT	COMPETITOR # Name	
47	126	28,05	4,4920	102,2345	65,96	138 Hermander, Tomas	267
48	129	28,95	4,4560	101,4147	65,43	163 Selinder, Patrik	1312
49	135	30,32	4,4525	101,3362	65,38	124 Roos, Gunnar	
50	124	28,15	4,4050	100,2543	64,68	8 Carlsson, Eric	1603
51	131	29,76	4,4019	100,1840	64,63	242 Saxhøj, Ulrik	
52	135	30,73	4,3931	99,9841	64,51	213 Gunnarsson, Robert	1326
53	133	30,35	4,3822	99,7362	64,35	222 Friberg, Johan	
54	139	31,83	4,3669	99,3889	64,12	258 Kilén, Lars	
55	125	28,71	4,3539	99,0916	63,93	24 Gunnarsson, Martin	1583
56	145	33,97	4,2685	97,1477	62,68	219 Svanmark, Johan	
57	147	34,50	4,2609	96,9746	62,56	265 Johansson, Daniel	
58	122	28,64	4,2598	96,9498	62,55	214 Wennerbom, Anders	1519
59	126	30,00	4,2000	95,5893	61,67	3 Luckman, Rasmus	1588
60	129	30,79	4,1897	95,3542	61,52	32 Kronbäck, Christian	1585
61	139	33,38	4,1642	94,7738	61,14	46 Nordlund, Thomas	
62	105	25,71	4,0840	92,9495	59,97	142 Norman, Cathrine	
63	122	29,90	4,0803	92,8642	59,91	115 Hennum, Svein-Helge	
64	141	34,65	4,0693	92,6138	59,75	30 Lindholm, Morgan	
65	113	27,88	4,0531	92,2456	59,51	48 Söderholm, Håkan	1305
66	137	33,89	4,0425	92,0045	59,36	76 Bjuhr, Jörgen	1764
67	120	29,92	4,0107	91,2808	58,89	82 Ström, Johan	1366
68	111	28,03	3,9600	90,1280	58,15	43 OdgaardNexe, Adam	1408
69	116	29,68	3,9084	88,9516	57,39	17 Werner, Carl-Erik	1033
70	116	29,76	3,8978	88,7125	57,23	62 Nilsson, Tomas	1716
71	126	32,38	3,8913	88,5633	57,14	123 Wallentin, Tomas	1054
72	133	34,18	3,8912	88,5604	57,14	98 Rönnestam, Robert C-G	732
73	110	28,47	3,8637	87,9357	56,73	94 Andersen, Thomas	
74	133	34,57	3,8473	87,5613	56,49	251 Wendelklint, Tony	1553
75	129	33,59	3,8404	87,4057	56,39	16 Johansson, Håkan	
76	137	36,27	3,7772	85,9672	55,46	181 Dalheim, Kjetil André	
77	122	32,79	3,7206	84,6795	54,63	7 Forsling, Per	987
78	139	37,37	3,7196	84,6548	54,62	50 Oskarsson, Tina	1677
79	135	36,39	3,7098	84,4329	54,47	148 Jung, Mikael	
80	141	38,90	3,6247	82,4953	53,22	34 Jönsson, Lars	1584
81	139	38,41	3,6188	82,3627	53,14	116 Svensson, Tobias	1754
82	135	37,39	3,6106	82,1747	53,02	166 Nordström, Daniel	1357
83	109	30,27	3,6009	81,9547	52,87	188 Molin, Martin	1792
84	110	31,33	3,5110	79,9084	51,55	38 Rothman, Anders	1633
85	133	38,67	3,4394	78,2776	50,50	71 Trepic, Alen	1612
86	116	34,93	3,3209	75,5822	48,76	101 Duse, Tobias	1238
87	139	41,95	3,3135	75,4124	48,65	231 Gustafsson, Nilsgoran	1303
88	88	27,02	3,2568	74,1237	47,82	11 Andersson, Jörgen K	
89	141	43,62	3,2325	73,5687	47,46	262 Larsson, Ulf	
90	126	39,08	3,2242	73,3797	47,34	133 Hvaale, Elling	
91	97	30,13	3,2194	73,2711	47,27	58 Lundin, Patrik	
92	114	35,99	3,1675	72,0913	46,51	172 Falk, Magnus	1611

# PRODUCTION -- Overall Stage Results

Cops cup / SM 2010

Printed augusti 22, 2010 at 18:10




## Stage 4 --

	PTS	TIME	HIT FACTOR	STAGE POINTS	STAGE PERCENT	COMPETITOR # Name
93	131	41,38	3,1658	72,0511	46,48	100 Deyneko, Dmitry
94	103	32,98	3,1231	71,0798	45,86	92 Plantin, Fredrik
95	139	45,26	3,0711	69,8973	45,10	54 Samuelsson, Weine 1703
96	145	48,61	2,9829	67,8895	43,80	224 Hessling, Per-Erik
97	143	48,73	2,9345	66,7882	43,09	120 Carlsson, Andreas
98	145	50,09	2,8948	65,8835	42,51	216 Hansson, Johan
99	125	44,62	2,8014	63,7588	41,13	135 Vuolevi, Tommi
100	137	49,82	2,7499	62,5859	40,38	210 Bäckström, Odd
101	107	38,93	2,7485	62,5546	40,36	229 Fransson, Andreas
102	102	40,91	2,4933	56,7454	36,61	125 Owe, Geir
103	88	38,61	2,2792	51,8732	33,47	175 Björnell, Fredrik 1743
104	123	55,70	2,2083	50,2585	32,42	158 Vreimstad, Steinar 1658
105	114	52,34	2,1781	49,5714	31,98	246 Lindström, Angelica
106	81	37,57	2,1560	49,0686	31,66	250 Andersson, Åsa
107	116	54,69	2,1210	48,2736	31,14	221 Dahl, Bengt
108	98	48,05	2,0395	46,4187	29,95	66 Berg, Yvonne 1319
109	116	56,92	2,0379	46,3824	29,92	254 Karlsson, Robin
110	129	68,93	1,8715	42,5933	27,48	226 Dohmen, Sofia
111	125	71,29	1,7534	39,9063	25,75	220 weiss, Marie
112	57	43,30	1,3164	29,9603	19,33	108 Green-Jeppsson, Birgitta
113	73	77,89	0,9372	21,3305	13,76	259 Kilén, Teresa

# REVOLVER (STANDARD) -- Overall Stage Results

Cops cup / SM 2010

Printed augusti 22, 2010 at 18:10




## Stage 4 --

	PTS	TIME	HIT FACTOR	STAGE POINTS	STAGE PERCENT	COMPETITOR # Name	
1	150	37,04	4,0497	155,0000	100,00	144 Lindskog, Olle	1613
2	146	38,74	3,7687	144,2463	93,06	70 Bergfeldt, Per	597
3	146	40,10	3,6409	139,3542	89,91	12 Edfeldt, Ivar	
4	128	35,35	3,6209	138,5900	89,41	20 Lindfors, Anders	1406
5	128	37,43	3,4197	130,8885	84,44	136 Jansson, Mikael	914
6	142	43,14	3,2916	125,9852	81,28	19 Tiensuu, Roger	1061
7	146	45,61	3,2011	122,5192	79,04	86 Björk, Jonas	1753
8	131	42,28	3,0984	118,5899	76,51	33 Nilsson, Ola	1211
9	152	49,90	3,0461	116,5882	75,22	241 Dahlbäck, Ola	1628
10	147	54,91	2,6771	102,4654	66,11	240 Karlsson, Mats	1624
11	127	49,14	2,5845	98,9191	63,82	10 Tillström, Daniel	1380
12	149	58,73	2,5370	97,1041	62,65	223 Svensson, Björn	1277

# OPEN -- Overall Stage Results

Cops cup / SM 2010

Printed augusti 22, 2010 at 18:10



## Stage 5 --

	PTS	TIME	HIT FACTOR	STAGE POINTS	STAGE PERCENT	COMPETITOR # Name	
1	138	13,66	10,1025	150,0000	100,00	53 Skoog, Larstony	538
2	138	13,80	10,0000	148,4783	98,99	26 Hansen, Johan	78
3	147	16,35	8,9908	133,4942	89,00	141 Samuelsen, Thomas	
4	135	16,28	8,2924	123,1239	82,08	112 Haugli, Steinar	
5	140	17,04	8,2160	121,9892	81,33	149 Sandås, Frank	
6	131	16,19	8,0914	120,1399	80,09	42 Johnstad, Tåle	
7	144	18,05	7,9778	118,4536	78,97	37 Gustafsson, Mattias	333
8	134	17,07	7,8500	116,5559	77,70	217 Larsson, Peter M	
9	129	16,67	7,7385	114,8992	76,60	212 wallin, Joakim	
10	125	16,54	7,5574	112,2115	74,81	114 Kurttio, Jari	370
11	138	18,92	7,2939	108,2981	72,20	134 Lönn, Rolf	54
12	131	18,69	7,0091	104,0698	69,38	27 Schön, Marianne	985
13	143	20,66	6,9216	102,7705	68,51	104 Lundström, Jens	1295
14	116	17,06	6,7995	100,9583	67,31	187 Lundbeck, Fredrik	123
15	136	20,73	6,5605	97,4098	64,94	215 Andersson, Robert	
16	145	22,26	6,5139	96,7176	64,48	209 Nordberg, Johan	278
17	132	20,69	6,3799	94,7275	63,15	137 Christiansen, Anders	
18	136	21,97	6,1903	91,9119	61,27	49 Lunde, Tom Andre	
19	128	21,42	5,9757	88,7265	59,15	218 Forslund, Tony	1511
20	114	20,83	5,4729	81,2603	54,17	174 Rigtrup, Jørgen	
21	120	22,41	5,3548	79,5064	53,00	237 Ståhl, David	1638
22	99	18,65	5,3083	78,8169	52,54	235 Gregnert, Björn	172
23	115	21,70	5,2995	78,6866	52,46	154 Haarberg, Stephen	
24	142	27,30	5,2015	77,2304	51,49	266 andersson, Lars	1751
25	144	30,18	4,7714	70,8445	47,23	211 Nilsson, Claes	
26	135	28,98	4,6584	69,1669	46,11	150 Kunst, Robert	763
27	143	32,41	4,4122	65,5118	43,67	139 Rommen, Kristian	
28	111	25,42	4,3666	64,8351	43,22	25 Werner, Mattias	1242
29	119	62,81	1,8946	28,1307	18,75	5 Johansson, Tore	874

# STANDARD -- Overall Stage Results

Cops cup / SM 2010

Printed augusti 22, 2010 at 18:10



## Stage 5 --

	PTS	TIME	HIT FACTOR	STAGE POINTS	STAGE PERCENT	COMPETITOR # Name	
1	137	15,45	8,8673	150,0000	100,00	40 Lundberg, Klas	947
2	139	15,78	8,8086	149,0071	99,34	202 Jensen, Ralf K	
3	143	16,49	8,6719	146,6947	97,80	178 Hirvikallio, Risto	
4	143	16,53	8,6509	146,3398	97,56	73 Ruohonen, Tony	
5	142	16,52	8,5956	145,4044	96,94	245 Östling, Mikael	1546
6	140	16,53	8,4694	143,2697	95,51	93 Olander, Micke	1124
7	133	16,08	8,2711	139,9151	93,28	201 Andersson, Robert	720
8	130	15,96	8,1454	137,7874	91,86	164 Holmberg, Daniel	
9	140	17,20	8,1395	137,6888	91,79	157 Syversen, Lars	
10	125	15,42	8,1064	137,1276	91,42	161 Lie, Hans Petter	
11	127	16,03	7,9226	134,0199	89,35	39 Lundberg, Sven	948
12	139	17,86	7,7828	131,6535	87,77	18 Karlsson, Kenneth	372
13	145	19,65	7,3791	124,8259	83,22	55 Schieck, Peter	
14	139	18,90	7,3545	124,4091	82,94	122 Jacobsen, Jostein	
15	129	17,63	7,3171	123,7760	82,52	89 Saltin, Robert	1233
16	122	17,36	7,0276	118,8801	79,25	52 Lindstedt, Lars	591
17	139	19,98	6,9570	117,6843	78,46	14 Lundgren, Thomas	1416
18	141	20,44	6,8982	116,6910	77,79	29 Rudensten, Joakim	528
19	124	18,12	6,8433	115,7611	77,17	74 Madsen, Leif	178
20	134	19,72	6,7951	114,9468	76,63	156 Fristrup, Klaus	
21	144	21,29	6,7637	114,4158	76,28	256 Andersen, Peter Munk	
22	138	20,73	6,6570	112,6105	75,07	113 Nakling, Hilde	
23	137	20,64	6,6376	112,2820	74,85	51 Kastell, Peter	
24	132	19,94	6,6199	111,9819	74,65	111 Svedlund, Patrik	1048
25	107	16,80	6,3690	107,7392	71,83	153 Dahlman, Roland	1297
26	143	22,59	6,3302	107,0826	71,39	225 Sandberg, Jens	
27	123	19,45	6,3239	106,9756	71,32	81 Parhammar, Mats	1073
28	130	20,58	6,3168	106,8556	71,24	147 Östman, Jerry	1634
29	113	18,15	6,2259	105,3176	70,21	41 Miklaheim, Fredrik	827
30	132	21,38	6,1740	104,4397	69,63	200 Sunnermark, Fredrik	427
31	132	21,47	6,1481	104,0018	69,33	84 Hellström, Tomas	1636
32	135	22,11	6,1058	103,2867	68,86	182 Parasidis, Matheos	1422
33	128	21,01	6,0923	103,0583	68,71	103 Löye, Michael	
34	146	24,86	5,8729	99,3461	66,23	129 Bäckström, Bengt	1650
35	115	19,66	5,8494	98,9495	65,97	239 Arabäck, Niklas	
36	108	18,50	5,8378	98,7532	65,84	63 Bäckström, Mats	1462 O
37	143	24,87	5,7499	97,2656	64,84	107 Andersson, Hans	971
38	146	25,40	5,7480	97,2340	64,82	132 Olaug, Lene	
39	134	24,59	5,4494	92,1818	61,45	162 Persson, Tobias	
40	142	26,14	5,4323	91,8929	61,26	95 Holm, Kent	
41	127	23,60	5,3814	91,0313	60,69	13 Törnqvist, Morgan	1587
42	144	27,36	5,2632	89,0319	59,35	152 Björklund, Thomas	1610
43	136	26,43	5,1457	87,0444	58,03	44 Slaarup, Jesper Thor	
44	116	23,00	5,0435	85,3158	56,88	184 Edfeldt, Vincent	
45	138	27,65	4,9910	84,4273	56,28	119 Poortman, Rune	
46	124	27,05	4,5841	77,5450	51,70	31 Hjelm, Thomas	1304

# STANDARD -- Overall Stage Results

Cops cup / SM 2010

Printed augusti 22, 2010 at 18:10



## Stage 5 --

	PTS	TIME	HIT FACTOR	STAGE POINTS	STAGE PERCENT	COMPETITOR # Name
47	136	30,00	4,5333	76,6861	51,12	6 Andersson, Max
48	141	31,61	4,4606	75,4560	50,30	143 Basic, Susan 1287
49	122	27,38	4,4558	75,3747	50,25	160 Hammartorp, Filip
50	144	32,33	4,4541	75,3453	50,23	130 Sehlstedt, Marten 938
51	127	28,81	4,4082	74,5692	49,71	83 Maternlindewald, Henrik 1353
52	121	27,58	4,3872	74,2148	49,48	15 Kaneröd, Joakim 527
53	108	26,46	4,0816	69,0451	46,03	260 Söderén, Lars-Erik 1642
54	128	31,72	4,0353	68,2615	45,51	168 Lundgård, Eivind
55	84	21,43	3,9197	66,3065	44,20	99 Sjöholm, Hans-Erik 344
56	139	37,09	3,7476	63,3953	42,26	233 Gregnert, Janne 6
57	131	37,98	3,4492	58,3466	38,90	90 Persson, John 1468 M
58	121	35,38	3,4200	57,8531	38,57	234 Johansson, Örjan 295
59	126	38,23	3,2958	55,7526	37,17	167 Olsen, Björn Thomas
60	141	44,09	3,1980	54,0976	36,07	165 Henebratt, Michael
61	147	46,08	3,1901	53,9640	35,98	85 Persson, Karsten 1767
62	138	49,53	2,7862	47,1314	31,42	180 Andersson, Stefan 1714
63	125	45,43	2,7515	46,5443	31,03	238 Andersson, Christer 1517

# PRODUCTION -- Overall Stage Results

Cops cup / SM 2010

Printed augusti 22, 2010 at 18:10



## Stage 5 --

	PTS	TIME	HIT FACTOR	STAGE POINTS	STAGE PERCENT	COMPETITOR # Name	
1	142	16,83	8,4373	150,0000	100,00	204 Gyllenberg, Rasmus	1355
2	132	15,97	8,2655	146,9454	97,96	203 Rasmussen, Per-Ola	1194
3	140	17,42	8,0367	142,8785	95,25	176 Strengnes, Odd	
4	134	16,74	8,0048	142,3103	94,87	59 Wildemo, Fredrik	1101
5	130	16,32	7,9657	141,6153	94,41	47 Ekstedt, Stefan	215
6	128	16,23	7,8866	140,2098	93,47	75 Hagemann, Lars	
7	131	16,94	7,7332	137,4817	91,65	208 Falk, Robert	765
8	136	17,61	7,7229	137,2988	91,53	207 Björk, Jörgen	269
9	136	17,65	7,7054	136,9876	91,33	35 Skaarer, Even	
10	140	18,19	7,6965	136,8303	91,22	206 Andersson, Jörgen	775
11	142	18,67	7,6058	135,2169	90,14	170 Petrovic, Sasa	
12	134	17,82	7,5196	133,6855	89,12	151 Ekstrand, Fredrik	1268
13	134	17,87	7,4986	133,3114	88,87	127 Pedersen, Flemming Mark	
14	136	18,58	7,3197	130,1308	86,75	228 Marklund, Tord	1672
15	144	19,80	7,2727	129,2958	86,20	69 Kristiansen, Bård	
16	134	18,61	7,2004	128,0105	85,34	68 Lutcherath, Øystein	
17	138	19,20	7,1875	127,7806	85,19	179 Heller, Peter	
18	134	18,87	7,1012	126,2467	84,16	171 Eklund, Lasse	1594
19	128	18,09	7,0757	125,7936	83,86	9 Johansson, Mikael	1279
20	136	19,23	7,0723	125,7322	83,82	87 Stankovic, Alexander	1363
21	136	19,27	7,0576	125,4713	83,65	205 Johannesson, Stefan	288
22	140	19,98	7,0070	124,5718	83,05	177 Kvarsnes, Hans Petter	
23	130	18,79	6,9186	122,9996	82,00	121 Carlander, Mikael	679
24	126	18,22	6,9155	122,9445	81,96	57 Hjelm, Tommy	634
25	124	18,01	6,8851	122,4038	81,60	67 Larsen, Søren W	
26	142	20,67	6,8699	122,1335	81,42	252 Olsson, Mikael	332
27	142	20,75	6,8434	121,6627	81,11	163 Selinder, Patrik	1312
28	142	20,77	6,8368	121,5455	81,03	213 Gunnarsson, Robert	1326
29	132	19,34	6,8252	121,3401	80,89	105 Karlsson, Peter	1264
30	124	18,50	6,7027	119,1618	79,44	126 Wallman, Christian	
31	134	20,24	6,6206	117,7013	78,47	56 Franzen, Anders	1671
32	132	20,01	6,5967	117,2773	78,18	80 Svedberg, Peter	431
33	124	18,80	6,5957	117,2603	78,17	36 Stangvik, Kent	1244
34	126	19,11	6,5934	117,2187	78,15	7 Forsling, Per	987
35	126	19,20	6,5625	116,6692	77,78	142 Norman, Cathrine	
36	140	21,37	6,5512	116,4691	77,65	30 Lindholm, Morgan	
37	128	19,85	6,4484	114,6401	76,43	251 Wendelklint, Tony	1553
38	126	19,64	6,4155	114,0555	76,04	97 Modigh, Johan	
39	134	21,17	6,3297	112,5307	75,02	138 Hermander, Tomas	267
40	144	22,82	6,3103	112,1848	74,79	230 Nilsson, Jörgen	
41	138	21,95	6,2870	111,7716	74,51	8 Carlsson, Eric	1603
42	144	22,92	6,2827	111,6953	74,46	2 Schiefke, Gerhard	
43	130	20,72	6,2741	111,5426	74,36	82 Ström, Johan	1366
44	130	20,82	6,2440	111,0068	74,00	1 Classon, Joakim	373
45	115	18,45	6,2331	110,8124	73,87	169 Mckeown, Timo	
46	138	22,33	6,1800	109,8696	73,25	253 Berntsson, Henrik	



# PRODUCTION -- Overall Stage Results

Cops cup / SM 2010

Printed augusti 22, 2010 at 18:10



Stage 5 --

	PTS	TIME	HIT FACTOR	STAGE POINTS	STAGE PERCENT	COMPETITOR # Name
47	136	22,23	6,1179	108,7643	72,51	214 Wennerbom, Anders 1519
48	126	20,61	6,1135	108,6875	72,46	124 Roos, Gunnar
49	132	21,71	6,0801	108,0939	72,06	58 Lundin, Patrik
50	119	19,68	6,0467	107,5001	71,67	65 Rømer, Jack
51	122	20,28	6,0158	106,9495	71,30	72 Agnebo, Mikael 1679
52	125	20,85	5,9952	106,5838	71,06	94 Andersen, Thomas
53	132	22,22	5,9406	105,6129	70,41	43 OdgaardNexe, Adam 1408
54	132	22,33	5,9113	105,0926	70,06	242 Saxhøj, Ulrik
55	108	18,33	5,8920	104,7486	69,83	4 Appelkvist, Magnus 1435
56	113	19,32	5,8489	103,9820	69,32	11 Andersson, Jörgen K
57	127	21,80	5,8257	103,5701	69,05	128 Flyberg, Fredrik 1545
58	123	21,26	5,7855	102,8558	68,57	46 Nordlund, Thomas
59	114	19,99	5,7029	101,3863	67,59	62 Nilsson, Tomas 1716
60	132	23,43	5,6338	100,1587	66,77	16 Johansson, Håkan
61	136	24,32	5,5921	99,4174	66,28	76 Bjuhr, Jörgen 1764
62	140	25,04	5,5911	99,3987	66,27	3 Luckman, Rasmus 1588
63	134	24,23	5,5303	98,3192	65,55	123 Wallentin, Tomas 1054
64	128	23,99	5,3356	94,8564	63,24	115 Hennum, Svein-Helge
65	146	27,46	5,3168	94,5234	63,02	222 Friberg, Johan
66	136	25,67	5,2980	94,1890	62,79	32 Kronbäck, Christian 1585
67	136	25,79	5,2734	93,7507	62,50	100 Deyneko, Dmitry
68	142	27,17	5,2264	92,9150	61,94	50 Oskarsson, Tina 1677
69	120	23,10	5,1948	92,3541	61,57	257 Hansen, Gert E
70	142	27,63	5,1393	91,3681	60,91	91 Landin, Peter 1655
71	126	24,56	5,1303	91,2072	60,80	24 Gunnarsson, Martin 1583
72	140	27,39	5,1114	90,8705	60,58	101 Duse, Tobias 1238
73	130	25,49	5,1000	90,6694	60,45	181 Dalheim, Kjetil André
74	140	27,49	5,0928	90,5400	60,36	229 Fransson, Andreas
75	144	28,43	5,0651	90,0477	60,03	148 Jung, Mikael
76	140	28,53	4,9071	87,2395	58,16	258 Kilén, Lars
77	146	30,26	4,8249	85,7770	57,18	219 Svanmark, Johan
78	144	29,85	4,8241	85,7640	57,18	262 Larsson, Ulf
79	109	22,60	4,8230	85,7443	57,16	17 Werner, Carl-Erik 1033
80	124	25,72	4,8212	85,7112	57,14	98 Rönnestam, Robert C-G 732
81	118	24,68	4,7812	85,0010	56,67	188 Molin, Martin 1792
82	138	29,38	4,6971	83,5054	55,67	265 Johansson, Daniel
83	142	30,41	4,6695	83,0155	55,34	166 Nordström, Daniel 1357
84	124	26,72	4,6407	82,5035	55,00	92 Plantin, Fredrik
85	144	31,10	4,6302	82,3169	54,88	116 Svensson, Tobias 1754
86	144	31,40	4,5860	81,5305	54,35	175 Björzell, Fredrik 1743
87	138	30,74	4,4893	79,8109	53,21	54 Samuelsson, Weine 1703
88	128	28,53	4,4865	79,7619	53,17	60 Andersson, Dan 562
89	120	27,14	4,4215	78,6065	52,40	231 Gustafsson, Nilsgoran 1303
90	128	28,98	4,4168	78,5233	52,35	77 Blom, Joakim 1765
91	134	30,55	4,3863	77,9795	51,99	71 Trepic, Alen 1612
92	100	23,35	4,2827	76,1378	50,76	48 Söderholm, Håkan 1305

# PRODUCTION -- Overall Stage Results

Cops cup / SM 2010

Printed augusti 22, 2010 at 18:10



Stage 5 --

	PTS	TIME	HIT FACTOR	STAGE POINTS	STAGE PERCENT	COMPETITOR # Name
93	142	34,03	4,1728	74,1845	49,46	34 Jönsson, Lars 1584
94	148	35,68	4,1480	73,7435	49,16	216 Hansson, Johan
95	134	33,08	4,0508	72,0156	48,01	221 Dahl, Bengt
96	146	36,42	4,0088	71,2689	47,51	120 Carlsson, Andreas
97	126	32,10	3,9252	69,7835	46,52	254 Karlsson, Robin
98	79	20,35	3,8821	69,0160	46,01	190 Back, Christer 299
99	138	35,79	3,8558	68,5495	45,70	226 Dohmen, Sofia
100	144	37,44	3,8462	68,3776	45,59	224 Hessling, Per-Erik
101	98	25,57	3,8326	68,1369	45,42	135 Vuolevi, Tommi
102	128	33,43	3,8289	68,0708	45,38	250 Andersson, Åsa
103	148	40,47	3,6570	65,0153	43,34	210 Bäckström, Odd
104	94	27,00	3,4815	61,8944	41,26	38 Rothman, Anders 1633
105	138	40,28	3,4260	60,9083	40,61	158 Vreimstad, Steinar 1658
106	130	39,68	3,2762	58,2450	38,83	220 weiss, Marie
107	134	43,38	3,0890	54,9164	36,61	125 Owe, Geir
108	114	38,90	2,9306	52,1006	34,73	246 Lindström, Angelica
109	112	40,22	2,7847	49,5066	33,00	66 Berg, Yvonne 1319
110	105	43,35	2,4221	43,0613	28,71	172 Falk, Magnus 1611
111	142	60,71	2,3390	41,5829	27,72	133 Hvaale, Elling
112	142	66,45	2,1369	37,9910	25,33	259 Kilén, Teresa
113	102	61,26	1,6650	29,6013	19,73	108 Green-Jeppsson, Birgitta

# REVOLVER (STANDARD) -- Overall Stage Results

Cops cup / SM 2010

Printed augusti 22, 2010 at 18:10



Stage 5 --

	PTS	TIME	HIT FACTOR	STAGE POINTS	STAGE PERCENT	COMPETITOR # Name	
1	142	25,41	5,5884	150,0000	100,00	20 Lindfors, Anders	1406
2	146	26,45	5,5198	148,1613	98,77	12 Edfeldt, Ivar	
3	146	26,93	5,4215	145,5205	97,01	70 Bergfeldt, Per	597
4	138	28,27	4,8815	131,0270	87,35	136 Jansson, Mikael	914
5	141	29,30	4,8123	129,1692	86,11	144 Lindskog, Olle	1613
6	137	29,72	4,6097	123,7312	82,49	19 Tiensuu, Roger	1061
7	142	30,84	4,6044	123,5895	82,39	86 Björk, Jonas	1753
8	141	32,62	4,3225	116,0226	77,35	33 Nilsson, Ola	1211
9	142	34,21	4,1508	111,4148	74,28	10 Tillström, Daniel	1380
10	144	35,35	4,0736	109,3404	72,89	223 Svensson, Björn	1277
11	147	36,94	3,9794	106,8140	71,21	241 Dahlbäck, Ola	1628
12	140	35,54	3,9392	105,7349	70,49	240 Karlsson, Mats	1624

# OPEN -- Overall Stage Results

Cops cup / SM 2010

Printed augusti 22, 2010 at 18:10



## Stage 6 --

	PTS	TIME	HIT FACTOR	STAGE POINTS	STAGE PERCENT	COMPETITOR # Name	
1	68	6,58	10,3343	70,0000	100,00	53 Skoog, Larstony	538
2	66	6,87	9,6070	65,0732	92,96	26 Hansen, Johan	78
3	70	7,50	9,3333	63,2196	90,31	141 Samuelsen, Thomas	
4	66	7,19	9,1794	62,1770	88,82	209 Nordberg, Johan	278
5	58	6,67	8,6957	58,9003	84,14	114 Kurttio, Jari	370
6	67	7,86	8,5242	57,7387	82,48	212 wallin, Joakim	
7	68	8,05	8,4472	57,2174	81,74	49 Lunde, Tom Andre	
8	65	7,70	8,4416	57,1791	81,68	149 Sandås, Frank	
9	65	7,97	8,1556	55,2421	78,92	42 Johnstad, Tåle	
10	65	8,34	7,7938	52,7913	75,42	134 Lönn, Rolf	54
11	67	8,85	7,5706	51,2798	73,26	37 Gustafsson, Mattias	333
12	64	8,54	7,4941	50,7618	72,52	215 Andersson, Robert	
13	62	8,74	7,0938	48,0502	68,64	112 Haugli, Steinar	
14	64	9,03	7,0875	48,0073	68,58	27 Schön, Marianne	985
15	58	8,21	7,0646	47,8520	68,36	137 Christiansen, Anders	
16	66	9,69	6,8111	46,1355	65,91	217 Larsson, Peter M	
17	65	9,58	6,7850	45,9582	65,65	150 Kunst, Robert	763
18	63	9,46	6,6596	45,1091	64,44	104 Lundström, Jens	1295
19	56	8,61	6,5041	44,0555	62,94	187 Lundbeck, Fredrik	123
20	53	8,39	6,3170	42,7887	61,13	25 Werner, Mattias	1242
21	60	10,05	5,9701	40,4390	57,77	266 andersson, Lars	1751
22	62	10,44	5,9387	40,2259	57,47	154 Haarberg, Stephen	
23	68	12,16	5,5921	37,8783	54,11	218 Forslund, Tony	1511
24	54	10,51	5,1380	34,8021	49,72	174 Rigrtrup, Jørgen	
25	38	7,51	5,0599	34,2735	48,96	139 Rommen, Kristian	
26	60	16,57	3,6210	24,5270	35,04	235 Gregnert, Björn	172
27	52	16,50	3,1515	21,3469	30,50	237 Ståhl, David	1638
28	63	29,30	2,1502	14,5642	20,81	5 Johansson, Tore	874
29	0	11,99	0,0000	0,0000	0,00	211 Nilsson, Claes	

# STANDARD -- Overall Stage Results

Cops cup / SM 2010

Printed augusti 22, 2010 at 18:10




## Stage 6 --

	PTS	TIME	HIT FACTOR	STAGE POINTS	STAGE PERCENT	COMPETITOR # Name
1	69	7,53	9,1633	70,0000	100,00	161 Lie, Hans Petter
2	61	6,90	8,8406	67,5343	96,48	153 Dahlman, Roland 1297
3	69	7,97	8,6575	66,1355	94,48	202 Jensen, Ralf K
4	63	7,28	8,6538	66,1079	94,44	89 Saltin, Robert 1233
5	62	7,33	8,4584	64,6147	92,31	245 Östling, Mikael 1546
6	67	7,96	8,4171	64,2992	91,86	40 Lundberg, Klas 947
7	66	8,01	8,2397	62,9441	89,92	73 Ruohonen, Tony
8	66	8,03	8,2192	62,7874	89,70	157 Syversen, Lars
9	64	7,92	8,0808	61,7303	88,19	178 Hirvikallio, Risto
10	67	8,30	8,0723	61,6653	88,09	93 Olander, Micke 1124
11	66	8,22	8,0292	61,3361	87,62	52 Lindstedt, Lars 591
12	59	7,44	7,9301	60,5791	86,54	63 Bäckström, Mats 1462 O
13	63	8,06	7,8164	59,7103	85,30	51 Kastell, Peter
14	64	8,44	7,5829	57,9271	82,75	18 Karlsson, Kenneth 372
15	68	9,07	7,4972	57,2724	81,82	113 Nakling, Hilde
16	53	7,19	7,3713	56,3107	80,44	201 Andersson, Robert 720
17	67	9,49	7,0601	53,9327	77,05	55 Schieck, Peter
18	66	9,42	7,0064	53,5226	76,46	111 Svedlund, Patrik 1048
19	64	9,19	6,9641	53,1996	76,00	81 Parhammar, Mats 1073
20	66	9,66	6,8323	52,1928	74,56	74 Madsen, Leif 178
21	51	7,59	6,7194	51,3301	73,33	39 Lundberg, Sven 948
22	60	9,36	6,4103	48,9688	69,96	15 Kaneröd, Joakim 527
23	58	9,05	6,4088	48,9580	69,94	13 Törnqvist, Morgan 1587
24	66	10,59	6,2323	47,6093	68,01	107 Andersson, Hans 971
25	66	10,60	6,2264	47,5644	67,95	225 Sandberg, Jens
26	60	9,76	6,1475	46,9619	67,09	156 Fristrup, Klaus
27	69	11,24	6,1388	46,8950	66,99	122 Jacobsen, Jostein
28	64	10,74	5,9590	45,5218	65,03	238 Andersson, Christer 1517
29	56	9,76	5,7377	43,8311	62,62	239 Arabäck, Niklas
30	58	10,18	5,6974	43,5235	62,18	99 Sjöholm, Hans-Erik 344
31	62	10,89	5,6933	43,4918	62,13	41 Miklaheim, Fredrik 827
32	68	12,00	5,6667	43,2884	61,84	129 Bäckström, Bengt 1650
33	62	11,14	5,5655	42,5158	60,74	6 Andersson, Max
34	68	12,24	5,5556	42,4396	60,63	132 Olaug, Lene
35	68	12,26	5,5465	42,3704	60,53	119 Poortman, Rune
36	58	10,70	5,4206	41,4084	59,15	182 Parasidis, Matheos 1422
37	60	11,08	5,4152	41,3671	59,10	147 Östman, Jerry 1634
38	57	10,72	5,3172	40,6185	58,03	14 Lundgren, Thomas 1416
39	64	12,40	5,1613	39,4278	56,33	152 Björklund, Thomas 1610
40	58	11,41	5,0833	38,8317	55,47	130 Sehlstedt, Marten 938
41	63	12,45	5,0602	38,6558	55,22	84 Hellström, Tomas 1636
42	62	12,29	5,0448	38,5375	55,05	44 Slaarup, Jesper Thor
43	49	10,02	4,8902	37,3570	53,37	184 Edfeldt, Vincent
44	50	10,67	4,6860	35,7972	51,14	29 Rudensten, Joakim 528
45	62	13,26	4,6757	35,7184	51,03	162 Persson, Tobias
46	63	13,52	4,6598	35,5965	50,85	83 Maternlindewald, Henrik 1353

# STANDARD -- Overall Stage Results

Cops cup / SM 2010

Printed augusti 22, 2010 at 18:10



## Stage 6 --

	PTS	TIME	HIT FACTOR	STAGE POINTS	STAGE PERCENT	COMPETITOR # Name
47	67	14,60	4,5890	35,0563	50,08	85 Persson, Karsten 1767
48	64	14,00	4,5714	34,9217	49,89	256 Andersen, Peter Munk
49	60	13,32	4,5045	34,4105	49,16	164 Holmberg, Daniel
50	60	13,38	4,4843	34,2562	48,94	168 Lundgård, Eivind
51	49	10,94	4,4790	34,2155	48,88	90 Persson, John 1468 M
52	64	14,74	4,3419	33,1685	47,38	260 Söderén, Lars-Erik 1642
53	56	12,98	4,3143	32,9577	47,08	95 Holm, Kent
54	43	10,10	4,2574	32,5230	46,46	103 Löye, Michael
55	54	13,42	4,0238	30,7387	43,91	200 Sunnermark, Fredrik 427
56	40	10,04	3,9841	30,4348	43,48	31 Hjelm, Thomas 1304
57	58	15,60	3,7179	28,4019	40,57	143 Basic, Susan 1287
58	45	14,80	3,0405	23,2271	33,18	167 Olsen, Björn Thomas
59	57	20,27	2,8120	21,4815	30,69	233 Gregnert, Janne 6
60	60	21,87	2,7435	20,9578	29,94	180 Andersson, Stefan 1714
61	34	13,27	2,5622	19,5728	27,96	160 Hammartorp, Filip
62	46	22,13	2,0786	15,8789	22,68	165 Henebratt, Michael
63	22	15,26	1,4417	11,0132	15,73	234 Johansson, Örjan 295

# PRODUCTION -- Overall Stage Results

Cops cup / SM 2010

Printed augusti 22, 2010 at 18:10



## Stage 6 --

	PTS	TIME	HIT FACTOR	STAGE POINTS	STAGE PERCENT	COMPETITOR # Name
1	62	6,62	9,3656	70,0000	100,00	75 Hagemann, Lars
2	68	7,72	8,8083	65,8349	94,05	204 Gyllenberg, Rasmus 1355
3	64	7,41	8,6370	64,5544	92,22	57 Hjelm, Tommy 634
4	70	8,24	8,4951	63,4944	90,71	207 Björk, Jörgen 269
5	62	7,92	7,8283	58,5101	83,59	176 Strengnes, Odd
6	66	8,53	7,7374	57,8308	82,62	179 Heller, Peter
7	62	8,04	7,7114	57,6368	82,34	8 Carlsson, Eric 1603
8	64	8,32	7,6923	57,4938	82,13	169 Mckeown, Timo
9	56	7,30	7,6712	57,3363	81,91	47 Ekstedt, Stefan 215
10	62	8,09	7,6638	57,2806	81,83	177 Kvarsnes, Hans Petter
11	62	8,13	7,6261	56,9988	81,43	35 Skaarer, Even
12	62	8,33	7,4430	55,6303	79,47	208 Falk, Robert 765
13	68	9,29	7,3197	54,7088	78,16	127 Pedersen, Flemming Mark
14	68	9,43	7,2110	53,8966	77,00	205 Johannesson, Stefan 288
15	70	9,73	7,1942	53,7712	76,82	121 Carlander, Mikael 679
16	64	8,94	7,1588	53,5065	76,44	170 Petrovic, Sasa
17	64	9,05	7,0718	52,8562	75,51	253 Berntsson, Henrik
18	64	9,07	7,0562	52,7396	75,34	190 Back, Christer 299
19	62	8,79	7,0535	52,7190	75,31	32 Kronbäck, Christian 1585
20	64	9,15	6,9945	52,2785	74,68	206 Andersson, Jörgen 775
21	58	8,45	6,8639	51,3022	73,29	151 Ekstrand, Fredrik 1268
22	64	9,34	6,8522	51,2150	73,16	252 Olsson, Mikael 332
23	60	8,76	6,8493	51,1931	73,13	24 Gunnarsson, Martin 1583
24	60	8,95	6,7039	50,1063	71,58	138 Hermander, Tomas 267
25	50	7,49	6,6756	49,8945	71,28	65 Rømer, Jack
26	64	9,70	6,5979	49,3143	70,45	126 Wallman, Christian
27	64	9,71	6,5911	49,2635	70,38	68 Lutcherath, Øystein
28	70	10,63	6,5851	49,2186	70,31	30 Lindholm, Morgan
29	64	9,72	6,5844	49,2128	70,30	1 Classon, Joakim 373
30	48	7,37	6,5129	48,6786	69,54	59 Wildemo, Fredrik 1101
31	62	9,63	6,4382	48,1205	68,74	251 Wendelklint, Tony 1553
32	60	9,49	6,3224	47,2552	67,51	203 Rasmussen, Per-Ola 1194
33	60	9,49	6,3224	47,2552	67,51	9 Johansson, Mikael 1279
34	50	8,02	6,2344	46,5972	66,57	80 Svedberg, Peter 431
35	62	10,04	6,1753	46,1554	65,94	2 Schiefke, Gerhard
36	58	9,46	6,1311	45,8249	65,46	101 Duse, Tobias 1238
37	66	10,79	6,1168	45,7180	65,31	46 Nordlund, Thomas
38	60	9,99	6,0060	44,8901	64,13	242 Saxhøj, Ulrik
39	46	7,85	5,8599	43,7978	62,57	105 Karlsson, Peter 1264
40	64	10,93	5,8554	43,7647	62,52	222 Friberg, Johan
41	64	10,96	5,8394	43,6449	62,35	219 Svanmark, Johan
42	52	8,96	5,8036	43,3770	61,97	97 Modigh, Johan
43	64	11,03	5,8024	43,3679	61,95	230 Nilsson, Jörgen
44	54	9,35	5,7754	43,1665	61,67	142 Norman, Cathrine
45	62	10,79	5,7461	42,9472	61,35	69 Kristiansen, Bård
46	68	11,95	5,6904	42,5310	60,76	76 Bjuhr, Jörgen 1764

# PRODUCTION -- Overall Stage Results

Cops cup / SM 2010

Printed augusti 22, 2010 at 18:10



## Stage 6 --

	PTS	TIME	HIT FACTOR	STAGE POINTS	STAGE PERCENT	COMPETITOR # Name
47	48	8,45	5,6805	42,4570	60,65	7 Forsling, Per 987
48	54	9,70	5,5670	41,6089	59,44	87 Stankovic, Alexander 1363
49	68	12,59	5,4011	40,3690	57,67	262 Larsson, Ulf
50	56	10,49	5,3384	39,9004	57,00	36 Stangvik, Kent 1244
51	58	10,87	5,3358	39,8807	56,97	128 Flyberg, Fredrik 1545
52	66	12,38	5,3312	39,8463	56,92	3 Luckman, Rasmus 1588
53	58	10,92	5,3114	39,6981	56,71	56 Franzen, Anders 1671
54	62	11,70	5,2991	39,6068	56,58	43 OdgaardNexe, Adam 1408
55	62	11,76	5,2721	39,4048	56,29	62 Nilsson, Tomas 1716
56	60	11,55	5,1948	38,8270	55,47	229 Fransson, Andreas
57	54	10,42	5,1823	38,7338	55,33	34 Jönsson, Lars 1584
58	66	12,79	5,1603	38,5689	55,10	257 Hansen, Gert E
59	62	12,05	5,1452	38,4564	54,94	231 Gustafsson, Nilsgoran 1303
60	54	10,60	5,0943	38,0761	54,39	98 Rönnestam, Robert C-G 732
61	54	10,66	5,0657	37,8618	54,09	213 Gunnarsson, Robert 1326
62	64	12,64	5,0633	37,8440	54,06	50 Oskarsson, Tina 1677
63	64	12,66	5,0553	37,7842	53,98	60 Andersson, Dan 562
64	49	9,72	5,0412	37,6786	53,83	72 Agnebo, Mikael 1679
65	64	12,82	4,9922	37,3127	53,30	38 Rothman, Anders 1633
66	60	12,03	4,9875	37,2778	53,25	16 Johansson, Håkan
67	64	12,91	4,9574	37,0526	52,93	171 Eklund, Lasse 1594
68	64	13,17	4,8595	36,3211	51,89	77 Blom, Joakim 1765
69	56	11,55	4,8485	36,2385	51,77	175 Björzell, Fredrik 1743
70	60	12,39	4,8426	36,1946	51,71	123 Wallentin, Tomas 1054
71	50	10,51	4,7574	35,5575	50,80	82 Ström, Johan 1366
72	54	11,47	4,7079	35,1880	50,27	92 Plantin, Fredrik
73	56	12,00	4,6667	34,8796	49,83	133 Hvaale, Elling
74	62	13,34	4,6477	34,7376	49,63	120 Carlsson, Andreas
75	50	10,80	4,6296	34,6027	49,43	163 Selinder, Patrik 1312
76	58	12,53	4,6289	34,5972	49,42	250 Andersson, Åsa
77	60	13,07	4,5907	34,3115	49,02	17 Werner, Carl-Erik 1033
78	56	12,25	4,5714	34,1677	48,81	124 Roos, Gunnar
79	68	15,34	4,4329	33,1320	47,33	116 Svensson, Tobias 1754
80	62	14,02	4,4223	33,0528	47,22	258 Kilén, Lars
81	41	9,28	4,4181	33,0218	47,17	94 Andersen, Thomas
82	37	8,42	4,3943	32,8438	46,92	67 Larsen, Søren W
83	45	10,33	4,3562	32,5594	46,51	214 Wennerbom, Anders 1519
84	52	12,48	4,1667	31,1425	44,49	265 Johansson, Daniel
85	48	11,79	4,0712	30,4293	43,47	166 Nordström, Daniel 1357
86	41	10,11	4,0554	30,3108	43,30	115 Hennum, Svein-Helge
87	51	12,68	4,0221	30,0618	42,95	91 Landin, Peter 1655
88	52	13,47	3,8604	28,8536	41,22	71 Trepic, Alen 1612
89	54	14,10	3,8298	28,6246	40,89	210 Bäckström, Odd
90	60	15,72	3,8168	28,5275	40,75	54 Samuelsson, Weine 1703
91	44	11,53	3,8161	28,5225	40,75	188 Molin, Martin 1792
92	54	14,51	3,7216	27,8157	39,74	216 Hansson, Johan



# PRODUCTION -- Overall Stage Results

Cops cup / SM 2010

Printed augusti 22, 2010 at 18:10



## Stage 6 --

	PTS	TIME	HIT FACTOR	STAGE POINTS	STAGE PERCENT	COMPETITOR # Name
93	60	16,37	3,6652	27,3947	39,14	100 Deyneko, Dmitry
94	56	15,48	3,6176	27,0384	38,63	224 Hessling, Per-Erik
95	30	8,47	3,5419	26,4729	37,82	228 Marklund, Tord 1672
96	35	9,96	3,5141	26,2647	37,52	48 Söderholm, Håkan 1305
97	41	11,92	3,4396	25,7082	36,73	221 Dahl, Bengt
98	47	13,98	3,3619	25,1278	35,90	135 Vuolevi, Tommi
99	44	13,22	3,3283	24,8763	35,54	226 Dohmen, Sofia
100	37	11,19	3,3065	24,7136	35,31	181 Dalheim, Kjetil André
101	64	19,38	3,3024	24,6826	35,26	148 Jung, Mikael
102	32	9,74	3,2854	24,5559	35,08	4 Appelkvist, Magnus 1435
103	41	12,50	3,2800	24,5154	35,02	172 Falk, Magnus 1611
104	54	16,66	3,2413	24,2261	34,61	108 Green-Jeppsson, Birgitta
105	41	14,67	2,7948	20,8890	29,84	125 Owe, Geir
106	42	15,81	2,6565	19,8555	28,37	254 Karlsson, Robin
107	45	17,06	2,6377	19,7150	28,16	158 Vreimstad, Steinar 1658
108	64	24,37	2,6262	19,6286	28,04	259 Kilén, Teresa
109	24	9,15	2,6230	19,6044	28,01	11 Andersson, Jörgen K
110	43	16,77	2,5641	19,1646	27,38	220 weiss, Marie
111	48	22,58	2,1258	15,8885	22,70	66 Berg, Yvonne 1319
112	22	15,44	1,4249	10,6498	15,21	246 Lindström, Angelica
113	6	8,21	0,7308	5,4623	7,80	58 Lundin, Patrik

# REVOLVER (STANDARD) -- Overall Stage Results

Cops cup / SM 2010

Printed augusti 22, 2010 at 18:10




## Stage 6 --

	PTS	TIME	HIT FACTOR	STAGE POINTS	STAGE PERCENT	COMPETITOR # Name
1	68	12,98	5,2388	70,0000	100,00	12 Edfeldt, Ivar
2	65	12,53	5,1876	69,3148	99,02	20 Lindfors, Anders 1406
3	66	13,22	4,9924	66,7077	95,30	144 Linskog, Olle 1613
4	67	13,55	4,9446	66,0692	94,38	136 Jansson, Mikael 914
5	67	14,52	4,6143	61,6555	88,08	70 Bergfeldt, Per 597
6	65	14,10	4,6099	61,5968	88,00	86 Björk, Jonas 1753
7	64	15,72	4,0712	54,3990	77,71	10 Tillström, Daniel 1380
8	69	17,03	4,0517	54,1375	77,34	241 Dahlbäck, Ola 1628
9	64	15,99	4,0025	53,4805	76,40	33 Nilsson, Ola 1211
10	52	13,95	3,7276	49,8073	71,15	19 Tiensuu, Roger 1061
11	67	21,93	3,0552	40,8225	58,32	223 Svensson, Björn 1277
12	53	18,44	2,8742	38,4042	54,86	240 Karlsson, Mats 1624

# OPEN -- Overall Stage Results

Cops cup / SM 2010

Printed augusti 22, 2010 at 18:10



## Stage 7 --

	PTS	TIME	HIT FACTOR	STAGE POINTS	STAGE PERCENT	COMPETITOR # Name	
1	42	6,05	6,9421	45,0000	100,00	26 Hansen, Johan	78
2	40	6,13	6,5253	42,2978	94,00	209 Nordberg, Johan	278
3	43	7,03	6,1166	39,6490	88,11	53 Skoog, Larstony	538
4	43	7,18	5,9889	38,8206	86,27	149 Sandås, Frank	
5	42	7,44	5,6452	36,5927	81,32	112 Haugli, Steinar	
6	43	8,89	4,8369	31,3534	69,67	212 wallin, Joakim	
7	42	8,97	4,6823	30,3512	67,45	141 Samuelsen, Thomas	
8	41	8,84	4,6380	30,0642	66,81	134 Lönn, Rolf	54
9	45	9,86	4,5639	29,5838	65,74	154 Haarberg, Stephen	
10	41	9,02	4,5455	29,4643	65,48	27 Schön, Marianne	985
11	41	9,14	4,4858	29,0774	64,62	139 Rommen, Kristian	
12	40	9,18	4,3573	28,2446	62,77	37 Gustafsson, Mattias	333
13	44	10,67	4,1237	26,7305	59,40	25 Werner, Mattias	1242
14	43	10,98	3,9162	25,3854	56,41	137 Christiansen, Anders	
15	43	11,36	3,7852	24,5363	54,53	235 Gregnert, Björn	172
16	41	11,61	3,5314	22,8913	50,87	218 Forslund, Tony	1511
17	34	9,66	3,5197	22,8150	50,70	42 Johnstad, Tåle	
18	45	13,42	3,3532	21,7359	48,30	217 Larsson, Peter M	
19	44	13,14	3,3486	21,7058	48,24	211 Nilsson, Claes	
20	37	11,87	3,1171	20,2055	44,90	49 Lunde, Tom Andre	
21	42	13,77	3,0501	19,7712	43,94	104 Lundström, Jens	1295
22	41	13,47	3,0438	19,7304	43,85	187 Lundbeck, Fredrik	123
23	42	14,69	2,8591	18,5330	41,18	215 Andersson, Robert	
24	35	12,49	2,8022	18,1645	40,37	174 Rigrtrup, Jørgen	
25	40	14,49	2,7605	17,8941	39,76	150 Kunst, Robert	763
26	43	15,99	2,6892	17,4317	38,74	266 andersson, Lars	1751
27	21	10,03	2,0937	13,5718	30,16	114 Kurttio, Jari	370
28	43	22,00	1,9545	12,6696	28,15	237 Ståhl, David	1638
29	0	31,70	0,0000	0,0000	0,00	5 Johansson, Tore	874

# STANDARD -- Overall Stage Results

Cops cup / SM 2010

Printed augusti 22, 2010 at 18:10



## Stage 7 --

	PTS	TIME	HIT FACTOR	STAGE POINTS	STAGE PERCENT	COMPETITOR # Name
1	41	6,67	6,1469	45,0000	100,00	157 Syversen, Lars
2	45	7,83	5,7471	42,0732	93,50	122 Jacobsen, Jostein
3	39	6,99	5,5794	40,8453	90,77	153 Dahlman, Roland 1297
4	42	7,68	5,4688	40,0353	88,97	202 Jensen, Ralf K
5	42	7,87	5,3367	39,0687	86,82	73 Ruohonen, Tony
6	39	7,49	5,2069	38,1186	84,71	161 Lie, Hans Petter
7	43	8,32	5,1683	37,8355	84,08	164 Holmberg, Daniel
8	42	8,38	5,0119	36,6910	81,54	52 Lindstedt, Lars 591
9	44	8,83	4,9830	36,4793	81,07	245 Östling, Mikael 1546
10	42	8,66	4,8499	35,5047	78,90	81 Parhammar, Mats 1073
11	42	8,74	4,8055	35,1797	78,18	39 Lundberg, Sven 948
12	41	8,54	4,8009	35,1464	78,10	74 Madsen, Leif 178
13	40	8,52	4,6948	34,3696	76,38	178 Hirvikallio, Risto
14	44	9,50	4,6316	33,9065	75,35	111 Svedlund, Patrik 1048
15	43	9,54	4,5073	32,9970	73,33	93 Olander, Micke 1124
16	41	9,12	4,4956	32,9112	73,14	63 Bäckström, Mats 1462 O
17	45	10,34	4,3520	31,8601	70,80	89 Saltin, Robert 1233
18	42	10,01	4,1958	30,7164	68,26	182 Parasidis, Matheos 1422
19	41	9,80	4,1837	30,6276	68,06	201 Andersson, Robert 720
20	44	11,12	3,9568	28,9669	64,37	55 Schieck, Peter
21	42	10,74	3,9106	28,6286	63,62	84 Hellström, Tomas 1636
22	42	10,85	3,8710	28,3383	62,97	40 Lundberg, Klas 947
23	37	10,39	3,5611	26,0700	57,93	147 Östman, Jerry 1634
24	43	12,53	3,4318	25,1230	55,83	14 Lundgren, Thomas 1416
25	38	11,23	3,3838	24,7718	55,05	156 Fristrup, Klaus
26	39	11,56	3,3737	24,6980	54,88	31 Hjelm, Thomas 1304
27	38	11,36	3,3451	24,4884	54,42	18 Karlsson, Kenneth 372
28	40	12,52	3,1949	23,3889	51,98	13 Törnqvist, Morgan 1587
29	41	12,87	3,1857	23,3217	51,83	103 Löye, Michael
30	39	12,32	3,1656	23,1744	51,50	90 Persson, John 1468 M
31	37	11,83	3,1276	22,8966	50,88	99 Sjöholm, Hans-Erik 344
32	44	14,22	3,0942	22,6521	50,34	107 Andersson, Hans 971
33	45	14,64	3,0738	22,5023	50,01	238 Andersson, Christer 1517
34	40	13,09	3,0558	22,3705	49,71	132 Olaug, Lene
35	39	12,98	3,0046	21,9960	48,88	29 Rudensten, Joakim 528
36	40	13,34	2,9985	21,9512	48,78	51 Kastell, Peter
37	39	13,58	2,8719	21,0242	46,72	260 Söderén, Lars-Erik 1642
38	41	14,31	2,8651	20,9748	46,61	225 Sandberg, Jens
39	43	15,17	2,8345	20,7509	46,11	168 Lundgård, Eivind
40	37	13,67	2,7067	19,8147	44,03	200 Sunnermark, Fredrik 427
41	39	15,16	2,5726	18,8330	41,85	162 Persson, Tobias
42	35	14,17	2,4700	18,0823	40,18	95 Holm, Kent
43	39	15,90	2,4528	17,9565	39,90	130 Sehlstedt, Marten 938
44	43	17,56	2,4487	17,9266	39,84	256 Andersen, Peter Munk
45	41	17,05	2,4047	17,6041	39,12	113 Nakling, Hilde
46	39	16,54	2,3579	17,2617	38,36	180 Andersson, Stefan 1714

# STANDARD -- Overall Stage Results

Cops cup / SM 2010

Printed augusti 22, 2010 at 18:10



## Stage 7 --

	PTS	TIME	HIT FACTOR	STAGE POINTS	STAGE PERCENT	COMPETITOR # Name
47	37	15,95	2,3197	16,9823	37,74	239 Arabäck, Niklas
48	43	19,39	2,2176	16,2347	36,08	6 Andersson, Max
49	45	20,52	2,1930	16,0542	35,68	44 Slaarup, Jesper Thor
50	33	15,45	2,1359	15,6365	34,75	234 Johansson, Örjan 295
51	43	20,78	2,0693	15,1488	33,66	152 Björklund, Thomas 1610
52	39	18,87	2,0668	15,1303	33,62	119 Poortman, Rune
53	38	19,35	1,9638	14,3766	31,95	85 Persson, Karsten 1767
54	37	18,94	1,9535	14,3013	31,78	143 Basic, Susan 1287
55	37	19,74	1,8744	13,7217	30,49	165 Henebratt, Michael
56	39	22,57	1,7280	12,6499	28,11	160 Hammartorp, Filip
57	29	19,21	1,5096	11,0516	24,56	184 Edfeldt, Vincent
58	38	28,63	1,3273	9,7167	21,59	233 Gregnert, Janne 6
59	39	38,50	1,0130	7,4158	16,48	129 Bäckström, Bengt 1650
60	28	33,02	0,8480	6,2078	13,80	41 Miklaheim, Fredrik 827
61	18	21,26	0,8467	6,1982	13,77	15 Kaneröd, Joakim 527
62	13	24,95	0,5210	3,8144	8,48	83 Maternlindewald, Henrik 1353
63	0	31,00	0,0000	0,0000	0,00	167 Olsen, Björn Thomas

# PRODUCTION -- Overall Stage Results

Cops cup / SM 2010

Printed augusti 22, 2010 at 18:10



## Stage 7 --

	PTS	TIME	HIT FACTOR	STAGE POINTS	STAGE PERCENT	COMPETITOR # Name
1	43	6,97	6,1693	45,0000	100,00	179 Heller, Peter
2	43	7,67	5,6063	40,8931	90,87	47 Ekstedt, Stefan 215
3	39	6,99	5,5794	40,6972	90,44	203 Rasmussen, Per-Ola 1194
4	45	8,25	5,4545	39,7865	88,41	67 Larsen, Søren W
5	43	7,90	5,4430	39,7025	88,23	176 Strengnes, Odd
6	43	8,34	5,1559	37,6079	83,57	253 Berntsson, Henrik
7	45	8,98	5,0111	36,5522	81,23	127 Pedersen, Flemming Mark
8	35	7,35	4,7619	34,7342	77,19	207 Björk, Jörgen 269
9	45	9,58	4,6973	34,2629	76,14	126 Wallman, Christian
10	39	8,39	4,6484	33,9062	75,35	177 Kvarsnes, Hans Petter
11	39	8,46	4,6099	33,6257	74,72	208 Falk, Robert 765
12	45	9,81	4,5872	33,4596	74,35	8 Carlsson, Eric 1603
13	41	9,07	4,5204	32,9726	73,27	69 Kristiansen, Bård
14	41	9,35	4,3850	31,9852	71,08	151 Ekstrand, Fredrik 1268
15	35	8,05	4,3478	31,7139	70,48	80 Svedberg, Peter 431
16	43	9,94	4,3260	31,5543	70,12	170 Petrovic, Sasa
17	39	9,30	4,1935	30,5885	67,97	169 Mckeown, Timo
18	45	10,76	4,1822	30,5054	67,79	252 Olsson, Mikael 332
19	43	10,39	4,1386	30,1877	67,08	97 Modigh, Johan
20	39	9,51	4,1009	29,9131	66,47	35 Skaarer, Even
21	45	11,02	4,0835	29,7857	66,19	121 Carlander, Mikael 679
22	41	10,23	4,0078	29,2338	64,96	251 Wendelklint, Tony 1553
23	41	10,33	3,9690	28,9508	64,34	190 Back, Christer 299
24	45	11,44	3,9336	28,6922	63,76	124 Roos, Gunnar
25	45	11,58	3,8860	28,3453	62,99	1 Classon, Joakim 373
26	43	11,19	3,8427	28,0295	62,29	2 Schiefke, Gerhard
27	43	11,23	3,8290	27,9297	62,07	163 Selinder, Patrik 1312
28	39	10,19	3,8273	27,9169	62,04	65 Rømer, Jack
29	43	11,39	3,7752	27,5373	61,19	230 Nilsson, Jörgen
30	45	12,00	3,7500	27,3532	60,78	171 Eklund, Lasse 1594
31	33	8,81	3,7457	27,3221	60,72	75 Hagemann, Lars
32	39	10,44	3,7356	27,2484	60,55	138 Hermander, Tomas 267
33	39	10,49	3,7178	27,1185	60,26	72 Agnebo, Mikael 1679
34	33	8,93	3,6954	26,9550	59,90	205 Johannesson, Stefan 288
35	35	9,51	3,6803	26,8451	59,66	204 Gyllenberg, Rasmus 1355
36	45	12,27	3,6675	26,7513	59,45	57 Hjelm, Tommy 634
37	43	11,75	3,6596	26,6936	59,32	242 Saxhøj, Ulrik
38	39	10,69	3,6483	26,6112	59,14	128 Flyberg, Fredrik 1545
39	43	11,87	3,6226	26,4238	58,72	68 Lutcherath, Øystein
40	41	11,68	3,5103	25,6046	56,90	59 Wildemo, Fredrik 1101
41	43	12,31	3,4931	25,4793	56,62	115 Henum, Svein-Helge
42	37	10,74	3,4451	25,1289	55,84	43 OdgaardNexe, Adam 1408
43	43	12,49	3,4428	25,1121	55,80	62 Nilsson, Tomas 1716
44	45	13,27	3,3911	24,7354	54,97	219 Svanmark, Johan
45	43	12,89	3,3359	24,3328	54,07	3 Luckman, Rasmus 1588
46	41	12,31	3,3306	24,2942	53,99	9 Johansson, Mikael 1279

# PRODUCTION -- Overall Stage Results

Cops cup / SM 2010

Printed augusti 22, 2010 at 18:10



## Stage 7 --

	PTS	TIME	HIT FACTOR	STAGE POINTS	STAGE PERCENT	COMPETITOR # Name
47	43	12,93	3,3256	24,2575	53,91	120 Carlsson, Andreas
48	45	13,54	3,3235	24,2421	53,87	123 Wallentin, Tomas 1054
49	43	12,98	3,3128	24,1641	53,70	77 Blom, Joakim 1765
50	41	12,55	3,2669	23,8296	52,95	262 Larsson, Ulf
51	37	11,81	3,1329	22,8522	50,78	91 Landin, Peter 1655
52	35	11,23	3,1167	22,7334	50,52	214 Wennerbom, Anders 1519
53	43	13,86	3,1025	22,6299	50,29	148 Jung, Mikael
54	39	12,70	3,0709	22,3995	49,78	213 Gunnarsson, Robert 1326
55	37	12,10	3,0579	22,3045	49,57	48 Söderholm, Håkan 1305
56	37	12,22	3,0278	22,0855	49,08	175 Björsell, Fredrik 1743
57	43	14,39	2,9882	21,7964	48,44	24 Gunnarsson, Martin 1583
58	37	12,41	2,9815	21,7474	48,33	181 Dalheim, Kjetil André
59	43	14,46	2,9737	21,6909	48,20	222 Friberg, Johan
60	45	15,48	2,9070	21,2040	47,12	7 Forsling, Per 987
61	43	14,85	2,8956	21,1212	46,94	50 Oskarsson, Tina 1677
62	43	14,99	2,8686	20,9239	46,50	101 Duse, Tobias 1238
63	43	15,26	2,8178	20,5537	45,67	105 Karlsson, Peter 1264
64	37	13,17	2,8094	20,4924	45,54	17 Werner, Carl-Erik 1033
65	37	13,18	2,8073	20,4769	45,50	94 Andersen, Thomas
66	41	14,68	2,7929	20,3720	45,27	231 Gustafsson, Nilsgoran 1303
67	41	14,83	2,7647	20,1660	44,81	250 Andersson, Åsa
68	43	15,81	2,7198	19,8387	44,09	216 Hansson, Johan
69	37	13,85	2,6715	19,4863	43,30	87 Stankovic, Alexander 1363
70	41	15,43	2,6572	19,3818	43,07	257 Hansen, Gert E
71	39	14,69	2,6549	19,3651	43,03	30 Lindholm, Morgan
72	37	14,17	2,6112	19,0462	42,32	4 Appelkvist, Magnus 1435
73	43	16,74	2,5687	18,7366	41,64	206 Andersson, Jörgen 775
74	41	16,08	2,5498	18,5984	41,33	265 Johansson, Daniel
75	41	16,22	2,5277	18,4378	40,97	76 Bjuhr, Jörgen 1764
76	35	14,06	2,4893	18,1576	40,35	133 Hvaale, Elling
77	45	19,25	2,3377	17,0513	37,89	258 Kilén, Lars
78	41	17,59	2,3309	17,0018	37,78	108 Green-Jeppsson, Birgitta
79	30	12,91	2,3238	16,9501	37,67	116 Svensson, Tobias 1754
80	24	10,44	2,2989	16,7682	37,26	228 Marklund, Tord 1672
81	37	16,66	2,2209	16,1996	36,00	188 Molin, Martin 1792
82	35	15,78	2,2180	16,1785	35,95	172 Falk, Magnus 1611
83	39	18,26	2,1358	15,5790	34,62	221 Dahl, Bengt
84	37	17,59	2,1035	15,3431	34,10	60 Andersson, Dan 562
85	35	16,67	2,0996	15,3147	34,03	71 Trepic, Alen 1612
86	39	18,66	2,0900	15,2451	33,88	229 Fransson, Andreas
87	37	17,71	2,0892	15,2391	33,86	16 Johansson, Håkan
88	31	15,13	2,0489	14,9451	33,21	210 Bäckström, Odd
89	37	18,66	1,9829	14,4633	32,14	38 Rothman, Anders 1633
90	41	21,44	1,9123	13,9488	31,00	100 Deyneko, Dmitry
91	39	20,57	1,8960	13,8295	30,73	46 Nordlund, Thomas
92	43	23,22	1,8519	13,5078	30,02	224 Hessling, Per-Erik

# PRODUCTION -- Overall Stage Results

Cops cup / SM 2010

Printed augusti 22, 2010 at 18:10



## Stage 7 --

	PTS	TIME	HIT FACTOR	STAGE POINTS	STAGE PERCENT	COMPETITOR # Name
93	39	21,16	1,8431	13,4439	29,88	82 Ström, Johan 1366
94	35	19,13	1,8296	13,3453	29,66	92 Plantin, Fredrik
95	29	16,00	1,8125	13,2207	29,38	58 Lundin, Patrik
96	33	18,56	1,7780	12,9692	28,82	98 Rönnestam, Robert C-G 732
97	28	15,83	1,7688	12,9019	28,67	11 Andersson, Jörgen K
98	35	19,96	1,7535	12,7904	28,42	135 Vuolevi, Tommi
99	29	18,83	1,5401	11,2337	24,96	36 Stangvik, Kent 1244
100	19	12,45	1,5261	11,1317	24,74	56 Franzen, Anders 1671
101	33	22,58	1,4615	10,6602	23,69	32 Kronbäck, Christian 1585
102	41	29,13	1,4075	10,2664	22,81	66 Berg, Yvonne 1319
103	35	25,42	1,3769	10,0431	22,32	259 Kilén, Teresa
104	29	22,94	1,2642	9,2211	20,49	254 Karlsson, Robin
105	41	32,85	1,2481	9,1039	20,23	34 Jönsson, Lars 1584
106	41	33,61	1,2199	8,8980	19,77	54 Samuelsson, Weine 1703
107	20	19,78	1,0111	7,3753	16,39	142 Norman, Cathrine
108	27	28,22	0,9568	6,9788	15,51	158 Vreimstad, Steinar 1658
109	20	21,33	0,9376	6,8394	15,20	166 Nordström, Daniel 1357
110	28	34,34	0,8154	5,9475	13,22	226 Dohmen, Sofia
111	9	11,89	0,7569	5,5213	12,27	125 Owe, Geir
112	39	58,25	0,6695	4,8837	10,85	220 weiss, Marie
113	1	21,07	0,0475	0,3462	0,77	246 Lindström, Angelica



# REVOLVER (STANDARD) -- Overall Stage Results

Cops cup / SM 2010

Printed augusti 22, 2010 at 18:10




Stage 7 --

	PTS	TIME	HIT FACTOR	STAGE POINTS	STAGE PERCENT	COMPETITOR # Name	
1	44	11,73	3,7511	45,0000	100,00	20 Lindfors, Anders	1406
2	43	12,29	3,4988	41,9734	93,27	12 Edfeldt, Ivar	
3	41	12,79	3,2056	38,4566	85,46	70 Bergfeldt, Per	597
4	39	13,96	2,7937	33,5148	74,48	136 Jansson, Mikael	914
5	43	17,57	2,4474	29,3599	65,24	240 Karlsson, Mats	1624
6	37	15,12	2,4471	29,3567	65,24	144 Linskog, Olle	1613
7	45	18,52	2,4298	29,1494	64,78	223 Svensson, Björn	1277
8	45	18,85	2,3873	28,6391	63,64	10 Tillström, Daniel	1380
9	43	18,30	2,3497	28,1887	62,64	241 Dahlbäck, Ola	1628
10	36	18,12	1,9868	23,8343	52,97	33 Nilsson, Ola	1211
11	27	19,27	1,4011	16,8089	37,35	19 Tiensuu, Roger	1061
12	37	28,27	1,3088	15,7012	34,89	86 Björk, Jonas	1753

# OPEN -- Overall Stage Results

Cops cup / SM 2010

Printed augusti 22, 2010 at 18:10



## Stage 8 --

	PTS	TIME	HIT FACTOR	STAGE POINTS	STAGE PERCENT	COMPETITOR # Name	
1	72	7,34	9,8093	80,0000	100,00	209 Nordberg, Johan	278
2	77	7,85	9,8089	79,9972	100,00	26 Hansen, Johan	78
3	74	7,96	9,2965	75,8180	94,77	112 Haugli, Steinar	
4	71	7,67	9,2568	75,4947	94,37	53 Skoog, Larstony	538
5	74	8,68	8,5253	69,5289	86,91	141 Samuelsen, Thomas	
6	75	8,88	8,4459	68,8814	86,10	212 wallin, Joakim	
7	77	9,81	7,8491	64,0140	80,02	149 Sandås, Frank	
8	67	8,83	7,5878	61,8825	77,35	114 Kurttio, Jari	370
9	74	10,19	7,2620	59,2258	74,03	27 Schön, Marianne	985
10	74	10,40	7,1154	58,0299	72,54	42 Johnstad, Tåle	
11	72	10,19	7,0658	57,6251	72,03	217 Larsson, Peter M	
12	70	10,17	6,8830	56,1346	70,17	37 Gustafsson, Mattias	333
13	72	10,52	6,8441	55,8175	69,77	25 Werner, Mattias	1242
14	73	10,76	6,7844	55,3304	69,16	49 Lunde, Tom Andre	
15	71	10,58	6,7108	54,7301	68,41	134 Lönn, Rolf	54
16	70	10,78	6,4935	52,9582	66,20	187 Lundbeck, Fredrik	123
17	66	10,17	6,4897	52,9269	66,16	154 Haarberg, Stephen	
18	75	11,62	6,4544	52,6391	65,80	104 Lundström, Jens	1295
19	68	10,60	6,4151	52,3187	65,40	235 Gregnert, Björn	172
20	71	12,22	5,8101	47,3850	59,23	218 Forslund, Tony	1511
21	59	10,47	5,6351	45,9578	57,45	137 Christiansen, Anders	
22	74	13,35	5,5431	45,2068	56,51	211 Nilsson, Claes	
23	71	13,15	5,3992	44,0338	55,04	150 Kunst, Robert	763
24	64	13,52	4,7337	38,6062	48,26	215 Andersson, Robert	
25	67	15,25	4,3934	35,8310	44,79	5 Johansson, Tore	874
26	58	14,37	4,0362	32,9173	41,15	237 Ståhl, David	1638
27	58	14,41	4,0250	32,8260	41,03	174 Rigtrup, Jørgen	
28	42	14,16	2,9661	24,1902	30,24	266 andersson, Lars	1751
29	15	15,14	0,9908	8,0801	10,10	139 Rommen, Kristian	

# STANDARD -- Overall Stage Results

Cops cup / SM 2010

Printed augusti 22, 2010 at 18:10



## Stage 8 --

	PTS	TIME	HIT FACTOR	STAGE POINTS	STAGE PERCENT	COMPETITOR # Name
1	72	8,70	8,2759	80,0000	100,00	161 Lie, Hans Petter
2	77	9,77	7,8813	76,1856	95,23	202 Jensen, Ralf K
3	67	8,77	7,6397	73,8503	92,31	153 Dahlman, Roland 1297
4	69	9,12	7,5658	73,1360	91,42	201 Andersson, Robert 720
5	76	10,17	7,4730	72,2386	90,30	178 Hirvikallio, Risto
6	74	9,96	7,4297	71,8206	89,78	39 Lundberg, Sven 948
7	76	10,28	7,3930	71,4656	89,33	63 Bäckström, Mats 1462 O
8	76	10,32	7,3643	71,1886	88,99	73 Ruohonen, Tony
9	74	10,38	7,1291	68,9146	86,14	89 Saltin, Robert 1233
10	71	10,04	7,0717	68,3599	85,45	18 Karlsson, Kenneth 372
11	75	10,76	6,9703	67,3792	84,22	122 Jacobsen, Jostein
12	68	9,81	6,9317	67,0065	83,76	245 Östling, Mikael 1546
13	78	11,55	6,7532	65,2814	81,60	113 Nakling, Hilde
14	69	10,25	6,7317	65,0732	81,34	40 Lundberg, Klas 947
15	53	7,95	6,6667	64,4444	80,56	157 Syversen, Lars
16	67	10,07	6,6534	64,3165	80,40	55 Schieck, Peter
17	73	11,09	6,5825	63,6309	79,54	74 Madsen, Leif 178
18	69	10,89	6,3361	61,2489	76,56	93 Olander, Micke 1124
19	58	9,47	6,1246	59,2045	74,01	51 Kastell, Peter
20	69	11,81	5,8425	56,4776	70,60	225 Sandberg, Jens
21	68	11,77	5,7774	55,8482	69,81	111 Svedlund, Patrik 1048
22	66	11,49	5,7441	55,5265	69,41	156 Fristrup, Klaus
23	75	13,23	5,6689	54,7997	68,50	81 Parhammar, Mats 1073
24	71	13,00	5,4615	52,7949	65,99	107 Andersson, Hans 971
25	75	13,77	5,4466	52,6507	65,81	182 Parasidis, Matheos 1422
26	57	10,47	5,4441	52,6266	65,78	52 Lindstedt, Lars 591
27	66	13,06	5,0536	48,8515	61,06	238 Andersson, Christer 1517
28	70	13,93	5,0251	48,5762	60,72	239 Arabäck, Niklas
29	72	14,48	4,9724	48,0663	60,08	129 Bäckström, Bengt 1650
30	75	15,18	4,9407	47,7602	59,70	132 Olaug, Lene
31	66	13,51	4,8853	47,2243	59,03	13 Törnqvist, Morgan 1587
32	66	14,06	4,6942	45,3770	56,72	152 Björklund, Thomas 1610
33	70	14,96	4,6791	45,2317	56,54	130 Sehlstedt, Marten 938
34	68	14,89	4,5668	44,1460	55,18	256 Andersen, Peter Munk
35	64	14,04	4,5584	44,0646	55,08	184 Edfeldt, Vincent
36	54	11,88	4,5455	43,9394	54,92	99 Sjöholm, Hans-Erik 344
37	62	13,81	4,4895	43,3985	54,25	90 Persson, John 1468 M
38	70	15,71	4,4558	43,0724	53,84	15 Kaneröd, Joakim 527
39	72	16,22	4,4390	42,9100	53,64	168 Lundgård, Eivind
40	70	17,09	4,0960	39,5943	49,49	119 Poortman, Rune
41	62	15,37	4,0338	38,9937	48,74	84 Hellström, Tomas 1636
42	66	16,67	3,9592	38,2723	47,84	260 Söderén, Lars-Erik 1642
43	53	14,48	3,6602	35,3821	44,23	95 Holm, Kent
44	45	12,33	3,6496	35,2798	44,10	41 Miklaheim, Fredrik 827
45	56	15,58	3,5944	34,7454	43,43	162 Persson, Tobias
46	62	17,26	3,5921	34,7238	43,40	160 Hammartorp, Filip

# STANDARD -- Overall Stage Results

Cops cup / SM 2010

Printed augusti 22, 2010 at 18:10




## Stage 8 --

	PTS	TIME	HIT FACTOR	STAGE POINTS	STAGE PERCENT	COMPETITOR # Name
47	69	20,53	3,3609	32,4890	40,61	85 Persson, Karsten 1767
48	68	20,45	3,3252	32,1434	40,18	233 Gregnert, Janne 6
49	50	15,22	3,2852	31,7565	39,70	14 Lundgren, Thomas 1416
50	56	17,06	3,2825	31,7311	39,66	103 Löye, Michael
51	41	13,93	2,9433	28,4518	35,56	44 Slaarup, Jesper Thor
52	29	10,33	2,8074	27,1378	33,92	164 Holmberg, Daniel
53	55	19,93	2,7597	26,6767	33,35	200 Sunnermark, Fredrik 427
54	37	13,87	2,6676	25,7871	32,23	83 Maternlindewald, Henrik 1353
55	62	24,20	2,5620	24,7658	30,96	165 Henebratt, Michael
56	43	17,85	2,4090	23,2866	29,11	31 Hjelm, Thomas 1304
57	31	12,92	2,3994	23,1940	28,99	147 Östman, Jerry 1634
58	46	19,99	2,3012	22,2445	27,81	234 Johansson, Örjan 295
59	70	31,93	2,1923	21,1922	26,49	180 Andersson, Stefan 1714
60	43	19,84	2,1673	20,9509	26,19	143 Basic, Susan 1287
61	42	21,28	1,9737	19,0789	23,85	167 Olsen, Björn Thomas
62	24	13,66	1,7570	16,9839	21,23	6 Andersson, Max
63	22	12,94	1,7002	16,4348	20,54	29 Rudensten, Joakim 528

# PRODUCTION -- Overall Stage Results

Cops cup / SM 2010

Printed augusti 22, 2010 at 18:10



Stage 8 --

	PTS	TIME	HIT FACTOR	STAGE POINTS	STAGE PERCENT	COMPETITOR # Name
1	70	8,71	8,0367	80,0000	100,00	177 Kvarsnes, Hans Petter
2	72	9,16	7,8603	78,2433	97,80	203 Rasmussen, Per-Ola 1194
3	72	9,53	7,5551	75,2055	94,01	176 Strengnes, Odd
4	78	10,37	7,5217	74,8731	93,59	35 Skaarer, Even
5	74	9,85	7,5127	74,7835	93,48	169 Mckeown, Timo
6	76	10,13	7,5025	74,6817	93,35	68 Lutcherath, Øystein
7	68	9,07	7,4972	74,6297	93,29	47 Ekstedt, Stefan 215
8	70	9,38	7,4627	74,2857	92,86	80 Svedberg, Peter 431
9	72	9,93	7,2508	72,1761	90,22	204 Gyllenberg, Rasmus 1355
10	72	9,98	7,2144	71,8145	89,77	57 Hjelm, Tommy 634
11	68	9,51	7,1504	71,1768	88,97	205 Johannesson, Stefan 288
12	72	10,22	7,0450	70,1280	87,66	179 Heller, Peter
13	72	10,67	6,7479	67,1704	83,96	206 Andersson, Jörgen 775
14	70	10,52	6,6540	66,2357	82,79	127 Pedersen, Flemming Mark
15	68	10,31	6,5955	65,6539	82,07	97 Modigh, Johan
16	78	11,83	6,5934	65,6327	82,04	72 Agnebo, Mikael 1679
17	72	10,98	6,5574	65,2740	81,59	151 Ekstrand, Fredrik 1268
18	56	8,70	6,4368	64,0736	80,09	75 Hagemann, Lars
19	72	11,70	6,1538	61,2571	76,57	253 Berntsson, Henrik
20	62	10,41	5,9558	59,2859	74,11	228 Marklund, Tord 1672
21	60	10,23	5,8651	58,3829	72,98	59 Wildemo, Fredrik 1101
22	64	10,95	5,8447	58,1803	72,73	190 Back, Christer 299
23	70	12,11	5,7803	57,5392	71,92	43 OdgaardNexe, Adam 1408
24	72	12,67	5,6827	56,5674	70,71	121 Carlander, Mikael 679
25	57	10,15	5,6158	55,9009	69,88	69 Kristiansen, Bård
26	74	13,57	5,4532	54,2828	67,85	242 Saxhøj, Ulrik
27	74	13,60	5,4412	54,1630	67,70	101 Duse, Tobias 1238
28	62	11,51	5,3866	53,6200	67,02	67 Larsen, Søren W
29	64	11,90	5,3782	53,5357	66,92	171 Eklund, Lasse 1594
30	70	13,05	5,3640	53,3946	66,74	105 Karlsson, Peter 1264
31	58	10,98	5,2823	52,5818	65,73	170 Petrovic, Sasa
32	78	14,96	5,2139	51,9007	64,88	76 Bjuhr, Jörgen 1764
33	72	14,07	5,1173	50,9388	63,67	48 Söderholm, Håkan 1305
34	45	8,96	5,0223	49,9936	62,49	65 Rømer, Jack
35	60	12,01	4,9958	49,7300	62,16	138 Hermander, Tomas 267
36	72	14,49	4,9689	49,4623	61,83	1 Classon, Joakim 373
37	60	12,09	4,9628	49,4009	61,75	229 Fransson, Andreas
38	68	13,82	4,9204	48,9791	61,22	30 Lindholm, Morgan
39	70	14,25	4,9123	48,8982	61,12	258 Kilén, Lars
40	76	15,54	4,8906	48,6825	60,85	17 Werner, Carl-Erik 1033
41	68	13,92	4,8851	48,6273	60,78	163 Selinder, Patrik 1312
42	78	16,04	4,8628	48,4061	60,51	219 Svanmark, Johan
43	74	15,33	4,8271	48,0507	60,06	257 Hansen, Gert E
44	70	14,56	4,8077	47,8571	59,82	24 Gunnarsson, Martin 1583
45	66	13,96	4,7278	47,0618	58,83	60 Andersson, Dan 562
46	70	14,96	4,6791	46,5775	58,22	3 Luckman, Rasmus 1588

# PRODUCTION -- Overall Stage Results

Cops cup / SM 2010

Printed augusti 22, 2010 at 18:10



## Stage 8 --

	PTS	TIME	HIT FACTOR	STAGE POINTS	STAGE PERCENT	COMPETITOR # Name
47	60	12,94	4,6368	46,1559	57,69	11 Andersson, Jörgen K
48	56	12,15	4,6091	45,8798	57,35	8 Carlsson, Eric 1603
49	58	12,73	4,5562	45,3534	56,69	38 Rothman, Anders 1633
50	54	11,88	4,5455	45,2468	56,56	36 Stangvik, Kent 1244
51	58	12,97	4,4719	44,5142	55,64	251 Wendelklint, Tony 1553
52	60	13,42	4,4709	44,5050	55,63	115 Hennum, Svein-Helge
53	56	12,64	4,4304	44,1013	55,13	128 Flyberg, Fredrik 1545
54	62	14,05	4,4128	43,9264	54,91	77 Blom, Joakim 1765
55	47	10,73	4,3802	43,6022	54,50	94 Andersen, Thomas
56	70	16,07	4,3559	43,3603	54,20	9 Johansson, Mikael 1279
57	72	16,82	4,2806	42,6105	53,26	7 Forsling, Per 987
58	60	14,04	4,2735	42,5397	53,17	87 Stankovic, Alexander 1363
59	62	14,78	4,1949	41,7568	52,20	92 Plantin, Fredrik
60	62	14,85	4,1751	41,5600	51,95	231 Gustafsson, Nilsgoran 1303
61	72	17,52	4,1096	40,9080	51,14	188 Molin, Martin 1792
62	66	16,41	4,0219	40,0355	50,04	230 Nilsson, Jörgen
63	78	19,55	3,9898	39,7153	49,64	207 Björk, Jörgen 269
64	72	18,26	3,9430	39,2502	49,06	123 Wallentin, Tomas 1054
65	68	17,32	3,9261	39,0815	48,85	91 Landin, Peter 1655
66	60	15,30	3,9216	39,0364	48,80	4 Appelkvist, Magnus 1435
67	64	16,58	3,8601	38,4243	48,03	34 Jönsson, Lars 1584
68	70	18,38	3,8085	37,9108	47,39	100 Deyneko, Dmitry
69	68	17,99	3,7799	37,6260	47,03	71 Trepic, Alen 1612
70	56	14,89	3,7609	37,4372	46,80	262 Larsson, Ulf
71	72	19,37	3,7171	37,0010	46,25	208 Falk, Robert 765
72	54	14,59	3,7012	36,8425	46,05	124 Roos, Gunnar
73	66	17,90	3,6872	36,7030	45,88	32 Kronbäck, Christian 1585
74	70	19,18	3,6496	36,3295	45,41	175 Björsell, Fredrik 1743
75	58	16,50	3,5152	34,9908	43,74	54 Samuelsson, Weine 1703
76	58	17,01	3,4098	33,9417	42,43	221 Dahl, Bengt
77	43	12,62	3,4073	33,9171	42,40	2 Schiefke, Gerhard
78	66	19,59	3,3691	33,5366	41,92	98 Rönnestam, Robert C-G 732
79	39	11,58	3,3679	33,5248	41,91	142 Norman, Cathrine
80	72	21,44	3,3582	33,4286	41,79	222 Friberg, Johan
81	56	16,97	3,2999	32,8486	41,06	210 Bäckström, Odd
82	48	14,84	3,2345	32,1972	40,25	213 Gunnarsson, Robert 1326
83	76	23,74	3,2013	31,8671	39,83	116 Svensson, Tobias 1754
84	36	11,55	3,1169	31,0263	38,78	214 Wennerbom, Anders 1519
85	70	22,46	3,1167	31,0240	38,78	50 Oskarsson, Tina 1677
86	62	19,96	3,1062	30,9201	38,65	265 Johansson, Daniel
87	74	23,88	3,0988	30,8466	38,56	148 Jung, Mikael
88	45	14,84	3,0323	30,1848	37,73	58 Lundin, Patrik
89	62	21,08	2,9412	29,2773	36,60	120 Carlsson, Andreas
90	45	16,15	2,7864	27,7364	34,67	166 Nordström, Daniel 1357
91	45	16,20	2,7778	27,6508	34,56	135 Vuolevi, Tommi
92	34	12,31	2,7620	27,4936	34,37	62 Nilsson, Tomas 1716

# PRODUCTION -- Overall Stage Results

Cops cup / SM 2010

Printed augusti 22, 2010 at 18:10



Stage 8 --

	PTS	TIME	HIT FACTOR	STAGE POINTS	STAGE PERCENT	COMPETITOR # Name
93	45	16,47	2,7322	27,1975	34,00	125 Owe, Geir
94	56	21,55	2,5986	25,8673	32,33	46 Nordlund, Thomas
95	47	18,75	2,5067	24,9521	31,19	216 Hansson, Johan
96	64	25,82	2,4787	24,6737	30,84	220 weiss, Marie
97	35	14,35	2,4390	24,2787	30,35	181 Dalheim, Kjetil André
98	49	20,99	2,3344	23,2377	29,05	250 Andersson, Åsa
99	25	11,23	2,2262	22,1600	27,70	263 Hassel, Jostein
100	39	17,61	2,2147	22,0453	27,56	16 Johansson, Håkan
101	30	13,66	2,1962	21,8615	27,33	133 Hvaale, Elling
102	66	30,63	2,1548	21,4490	26,81	246 Lindström, Angelica
103	45	20,97	2,1459	21,3611	26,70	224 Hessling, Per-Erik
104	29	13,67	2,1214	21,1174	26,40	56 Franzen, Anders 1671
105	41	19,66	2,0855	20,7592	25,95	108 Green-Jeppsson, Birgitta
106	39	20,50	1,9024	18,9374	23,67	226 Dohmen, Sofia
107	40	24,00	1,6667	16,5905	20,74	66 Berg, Yvonne 1319
108	39	27,66	1,4100	14,0353	17,54	259 Kilén, Teresa
109	21	15,40	1,3636	13,5740	16,97	172 Falk, Magnus 1611
110	22	20,11	1,0940	10,8898	13,61	82 Ström, Johan 1366
111	56	51,48	1,0878	10,8283	13,54	158 Vreimstad, Steinar 1658
112	32	45,32	0,7061	7,0286	8,79	254 Karlsson, Robin
113	8	14,93	0,5358	5,3338	6,67	252 Olsson, Mikael 332
114	4	8,68	0,4608	4,5872	5,73	126 Wallman, Christian

# REVOLVER (STANDARD) -- Overall Stage Results

Cops cup / SM 2010

Printed augusti 22, 2010 at 18:10



Stage 8 --

	PTS	TIME	HIT FACTOR	STAGE POINTS	STAGE PERCENT	COMPETITOR # Name	
1	77	16,10	4,7826	80,0000	100,00	70 Bergfeldt, Per	597
2	71	14,89	4,7683	79,7607	99,70	12 Edfeldt, Ivar	
3	73	15,34	4,7588	79,6018	99,50	86 Björk, Jonas	1753
4	71	17,29	4,1064	68,6892	85,86	144 Lindskog, Olle	1613
5	71	17,74	4,0023	66,9468	83,68	136 Jansson, Mikael	914
6	63	17,57	3,5857	59,9783	74,97	240 Karlsson, Mats	1624
7	72	20,11	3,5803	59,8888	74,86	33 Nilsson, Ola	1211
8	70	20,24	3,4585	57,8512	72,31	241 Dahlbäck, Ola	1628
9	79	22,87	3,4543	57,7811	72,23	223 Svensson, Björn	1277
10	64	18,97	3,3737	56,4336	70,54	10 Tillström, Daniel	1380
11	44	15,69	2,8043	46,9089	58,64	19 Tiensuu, Roger	1061
12	42	21,17	1,9839	33,1859	41,48	20 Lindfors, Anders	1406



# OPEN -- Overall Stage Results

Cops cup / SM 2010

Printed augusti 22, 2010 at 18:10



## Stage 9 --

	PTS	TIME	HIT FACTOR	STAGE POINTS	STAGE PERCENT	COMPETITOR # Name	
1	122	15,59	7,8255	125,0000	100,00	26 Hansen, Johan	78
2	118	16,38	7,2039	115,0706	92,06	112 Haugli, Steinar	
3	116	16,33	7,1035	113,4666	90,77	141 Samuelsen, Thomas	
4	117	16,59	7,0524	112,6512	90,12	114 Kurttio, Jari	370
5	112	16,48	6,7961	108,5568	86,85	53 Skoog, Larstony	538
6	119	18,05	6,5928	105,3091	84,25	212 wallin, Joakim	
7	123	19,47	6,3174	100,9103	80,73	149 Sandås, Frank	
8	117	19,05	6,1417	98,1041	78,48	42 Johnstad, Tåle	
9	115	18,98	6,0590	96,7827	77,43	134 Lönn, Rolf	54
10	119	20,18	5,8969	94,1938	75,36	27 Schön, Marianne	985
11	118	20,34	5,8014	92,6675	74,13	217 Larsson, Peter M	
12	114	20,13	5,6632	90,4602	72,37	49 Lunde, Tom Andre	
13	103	18,58	5,5436	88,5498	70,84	137 Christiansen, Anders	
14	110	20,15	5,4591	87,1995	69,76	104 Lundström, Jens	1295
15	119	22,22	5,3555	85,5459	68,44	37 Gustafsson, Mattias	333
16	118	22,12	5,3345	85,2105	68,17	209 Nordberg, Johan	278
17	113	21,40	5,2804	84,3453	67,48	215 Andersson, Robert	
18	98	19,30	5,0777	81,1083	64,89	139 Rommen, Kristian	
19	112	22,13	5,0610	80,8412	64,67	25 Werner, Mattias	1242
20	109	22,49	4,8466	77,4165	61,93	187 Lundbeck, Fredrik	123
21	116	24,33	4,7678	76,1574	60,93	154 Haarberg, Stephen	
22	113	24,13	4,6830	74,8027	59,84	235 Gregnert, Björn	172
23	114	25,55	4,4618	71,2706	57,02	218 Forslund, Tony	1511
24	89	20,77	4,2850	68,4463	54,76	150 Kunst, Robert	763
25	90	24,51	3,6720	58,6537	46,92	266 andersson, Lars	1751
26	105	29,12	3,6058	57,5963	46,08	237 Ståhl, David	1638
27	116	33,76	3,4360	54,8848	43,91	211 Nilsson, Claes	
28	80	24,21	3,3044	52,7827	42,23	174 Rigtrup, Jørgen	
29	95	93,63	1,0146	16,2071	12,97	5 Johansson, Tore	874

# STANDARD -- Overall Stage Results

Cops cup / SM 2010

Printed augusti 22, 2010 at 18:10



## Stage 9 --

	PTS	TIME	HIT FACTOR	STAGE POINTS	STAGE PERCENT	COMPETITOR # Name	
1	114	16,85	6,7656	125,0000	100,00	201 Andersson, Robert	720
2	117	18,08	6,4712	119,5618	95,65	157 Syversen, Lars	
3	117	18,10	6,4641	119,4297	95,54	202 Jensen, Ralf K	
4	120	18,98	6,3224	116,8127	93,45	178 Hirvikallio, Risto	
5	118	18,84	6,2633	115,7194	92,58	161 Lie, Hans Petter	
6	116	18,93	6,1278	113,2172	90,57	73 Ruohonen, Tony	
7	111	18,39	6,0359	111,5184	89,21	93 Olander, Micke	1124
8	107	18,16	5,8921	108,8612	87,09	122 Jacobsen, Jostein	
9	120	20,51	5,8508	108,0987	86,48	245 Östling, Mikael	1546
10	105	18,07	5,8107	107,3585	85,89	63 Bäckström, Mats	1462 O
11	113	19,62	5,7594	106,4105	85,13	111 Svedlund, Patrik	1048
12	115	20,74	5,5448	102,4458	81,96	113 Nakling, Hilde	
13	114	21,02	5,4234	100,2022	80,16	55 Schieck, Peter	
14	118	22,71	5,1959	95,9997	76,80	39 Lundberg, Sven	948
15	102	19,87	5,1334	94,8435	75,87	40 Lundberg, Klas	947
16	118	23,03	5,1238	94,6658	75,73	81 Parhammar, Mats	1073
17	114	22,46	5,0757	93,7778	75,02	18 Karlsson, Kenneth	372
18	103	20,40	5,0490	93,2851	74,63	52 Lindstedt, Lars	591
19	107	21,55	4,9652	91,7364	73,39	31 Hjelm, Thomas	1304
20	119	24,40	4,8770	90,1078	72,09	182 Parasidis, Matheos	1422
21	119	24,58	4,8413	89,4479	71,56	107 Andersson, Hans	971
22	94	19,43	4,8379	89,3841	71,51	153 Dahlman, Roland	1297
23	111	23,58	4,7074	86,9730	69,58	89 Saltin, Robert	1233
24	119	25,79	4,6142	85,2512	68,20	84 Hellström, Tomas	1636
25	113	24,55	4,6029	85,0417	68,03	156 Fristrup, Klaus	
26	109	24,55	4,4399	82,0314	65,63	238 Andersson, Christer	1517
27	95	21,47	4,4248	81,7517	65,40	164 Holmberg, Daniel	
28	111	25,48	4,3564	80,4875	64,39	147 Östman, Jerry	1634
29	123	28,33	4,3417	80,2165	64,17	132 Olaug, Lene	
30	109	25,17	4,3306	80,0107	64,01	103 Löye, Michael	
31	94	21,80	4,3119	79,6666	63,73	14 Lundgren, Thomas	1416
32	88	20,44	4,3053	79,5439	63,64	74 Madsen, Leif	178
33	106	25,03	4,2349	78,2438	62,60	51 Kastell, Peter	
34	107	25,33	4,2242	78,0465	62,44	99 Sjöholm, Hans-Erik	344
35	115	27,40	4,1971	77,5447	62,04	41 Miklaheim, Fredrik	827
36	113	27,19	4,1559	76,7846	61,43	83 Maternlindewald, Henrik	1353
37	115	27,81	4,1352	76,4015	61,12	13 Törnqvist, Morgan	1587
38	117	28,56	4,0966	75,6890	60,55	129 Bäckström, Bengt	1650
39	99	24,32	4,0707	75,2102	60,17	29 Rudensten, Joakim	528
40	117	29,45	3,9728	73,4016	58,72	256 Andersen, Peter Munk	
41	115	28,99	3,9669	73,2917	58,63	162 Persson, Tobias	
42	97	24,64	3,9367	72,7338	58,19	15 Kaneröd, Joakim	527
43	115	29,47	3,9023	72,0979	57,68	95 Holm, Kent	
44	107	27,94	3,8296	70,7559	56,60	44 Slaarup, Jesper Thor	
45	111	29,37	3,7794	69,8271	55,86	119 Poortman, Rune	
46	99	27,76	3,5663	65,8902	52,71	200 Sunnermark, Fredrik	427

# STANDARD -- Overall Stage Results

Cops cup / SM 2010

Printed augusti 22, 2010 at 18:10



## Stage 9 --

	PTS	TIME	HIT FACTOR	STAGE POINTS	STAGE PERCENT	COMPETITOR # Name
47	98	27,86	3,5176	64,9905	51,99	239 Arabäck, Niklas
48	109	31,25	3,4880	64,4439	51,56	168 Lundgård, Eivind
49	111	32,12	3,4558	63,8488	51,08	184 Edfeldt, Vincent
50	73	21,57	3,3843	62,5285	50,02	225 Sandberg, Jens
51	95	28,87	3,2906	60,7970	48,64	130 Sehlstedt, Marten 938
52	121	36,90	3,2791	60,5849	48,47	152 Björklund, Thomas 1610
53	119	36,62	3,2496	60,0390	48,03	233 Gregnert, Janne 6
54	93	28,99	3,2080	59,2707	47,42	90 Persson, John 1468 M
55	114	36,24	3,1457	58,1195	46,50	143 Basic, Susan 1287
56	111	37,48	2,9616	54,7178	43,77	234 Johansson, Örjan 295
57	81	31,99	2,5320	46,7817	37,43	260 Söderén, Lars-Erik 1642
58	100	43,12	2,3191	42,8476	34,28	165 Henebratt, Michael
59	69	29,90	2,3077	42,6366	34,11	6 Andersson, Max
60	109	48,23	2,2600	41,7556	33,40	180 Andersson, Stefan 1714
61	88	39,76	2,2133	40,8923	32,71	167 Olsen, Björn Thomas
62	64	35,38	1,8089	33,4216	26,74	160 Hammartorp, Filip
63	0	12,74	0,0000	0,0000	0,00	85 Persson, Karsten 1767

# PRODUCTION -- Overall Stage Results

Cops cup / SM 2010

Printed augusti 22, 2010 at 18:10




## Stage 9 --

	PTS	TIME	HIT FACTOR	STAGE POINTS	STAGE PERCENT	COMPETITOR # Name
1	121	19,29	6,2727	125,0000	100,00	65 Rømer, Jack
2	113	18,44	6,1280	122,1165	97,69	47 Ekstedt, Stefan 215
3	113	18,85	5,9947	119,4604	95,57	204 Gyllenberg, Rasmus 1355
4	121	20,31	5,9577	118,7223	94,98	80 Svedberg, Peter 431
5	115	19,37	5,9370	118,3110	94,65	35 Skaarer, Even
6	115	19,59	5,8703	116,9823	93,59	177 Kvarsnes, Hans Petter
7	113	19,26	5,8671	116,9174	93,53	176 Strengnes, Odd
8	119	20,54	5,7936	115,4525	92,36	179 Heller, Peter
9	109	19,01	5,7338	114,2618	91,41	59 Wildemo, Fredrik 1101
10	101	17,65	5,7224	114,0338	91,23	75 Hagemann, Lars
11	113	19,76	5,7186	113,9589	91,17	68 Lutcherath, Øystein
12	111	19,45	5,7069	113,7261	90,98	206 Andersson, Jörgen 775
13	115	20,69	5,5582	110,7629	88,61	207 Björk, Jörgen 269
14	121	21,98	5,5050	109,7020	87,76	228 Marklund, Tord 1672
15	115	21,01	5,4736	109,0759	87,26	170 Petrovic, Sasa
16	117	21,45	5,4545	108,6965	86,96	208 Falk, Robert 765
17	109	19,99	5,4527	108,6602	86,93	151 Ekstrand, Fredrik 1268
18	107	19,65	5,4453	108,5121	86,81	169 Mckeown, Timo
19	117	21,63	5,4092	107,7919	86,23	126 Wallman, Christian
20	117	21,66	5,4017	107,6426	86,11	171 Eklund, Lasse 1594
21	117	21,71	5,3892	107,3947	85,92	69 Kristiansen, Bård
22	105	19,51	5,3819	107,2479	85,80	203 Rasmussen, Per-Ola 1194
23	117	21,81	5,3645	106,9023	85,52	101 Duse, Tobias 1238
24	117	21,92	5,3376	106,3658	85,09	121 Carlander, Mikael 679
25	102	19,16	5,3236	106,0868	84,87	57 Hjelm, Tommy 634
26	105	19,85	5,2897	105,4109	84,33	142 Norman, Cathrine
27	115	21,88	5,2559	104,7387	83,79	1 Classon, Joakim 373
28	113	21,74	5,1978	103,5800	82,86	97 Modigh, Johan
29	123	23,81	5,1659	102,9444	82,36	251 Wendelklint, Tony 1553
30	119	23,32	5,1029	101,6893	81,35	94 Andersen, Thomas
31	109	21,47	5,0769	101,1699	80,94	67 Larsen, Søren W
32	123	24,28	5,0659	100,9516	80,76	46 Nordlund, Thomas
33	117	23,14	5,0562	100,7580	80,61	127 Pedersen, Flemming Mark
34	115	23,14	4,9697	99,0356	79,23	24 Gunnarsson, Martin 1583
35	119	24,46	4,8651	96,9499	77,56	9 Johansson, Mikael 1279
36	113	23,28	4,8540	96,7280	77,38	253 Berntsson, Henrik
37	107	22,05	4,8526	96,7012	77,36	138 Hermander, Tomas 267
38	115	23,85	4,8218	96,0874	76,87	43 OdgaardNexe, Adam 1408
39	101	21,01	4,8072	95,7971	76,64	58 Lundin, Patrik
40	115	24,00	4,7917	95,4868	76,39	242 Saxhøj, Ulrik
41	111	23,29	4,7660	94,9752	75,98	128 Flyberg, Fredrik 1545
42	117	24,70	4,7368	94,3943	75,52	87 Stankovic, Alexander 1363
43	107	22,78	4,6971	93,6024	74,88	8 Carlsson, Eric 1603
44	117	24,91	4,6969	93,5985	74,88	30 Lindholm, Morgan
45	111	24,03	4,6192	92,0505	73,64	4 Appelvist, Magnus 1435
46	113	24,61	4,5916	91,5005	73,20	190 Back, Christer 299

# PRODUCTION -- Overall Stage Results

Cops cup / SM 2010

Printed augusti 22, 2010 at 18:10



## Stage 9 --

	PTS	TIME	HIT FACTOR	STAGE POINTS	STAGE PERCENT	COMPETITOR # Name
47	123	27,14	4,5321	90,3134	72,25	7 Forsling, Per 987
48	117	25,89	4,5191	90,0556	72,04	3 Luckman, Rasmus 1588
49	113	25,01	4,5182	90,0371	72,03	76 Bjuhr, Jörgen 1764
50	107	23,74	4,5072	89,8173	71,85	205 Johannesson, Stefan 288
51	117	25,96	4,5069	89,8128	71,85	48 Söderholm, Håkan 1305
52	103	23,34	4,4130	87,9414	70,35	229 Fransson, Andreas
53	109	24,82	4,3916	87,5148	70,01	105 Karlsson, Peter 1264
54	100	22,87	4,3725	87,1346	69,71	252 Olsson, Mikael 332
55	107	24,61	4,3478	86,6421	69,31	36 Stangvik, Kent 1244
56	121	28,04	4,3153	85,9932	68,79	98 Rönnestam, Robert C-G 732
57	113	26,21	4,3113	85,9149	68,73	213 Gunnarsson, Robert 1326
58	115	26,71	4,3055	85,7987	68,64	60 Andersson, Dan 562
59	113	26,51	4,2625	84,9426	67,95	124 Roos, Gunnar
60	115	27,04	4,2530	84,7516	67,80	133 Hvaale, Elling
61	115	27,15	4,2357	84,4082	67,53	100 Deyneko, Dmitry
62	105	25,21	4,1650	82,9991	66,40	2 Schiefke, Gerhard
63	121	29,39	4,1170	82,0432	65,63	230 Nilsson, Jörgen
64	115	28,21	4,0766	81,2366	64,99	222 Friberg, Johan
65	105	25,77	4,0745	81,1955	64,96	92 Plantin, Fredrik
66	115	28,36	4,0550	80,8069	64,65	175 Björzell, Fredrik 1743
67	123	30,56	4,0249	80,2063	64,17	116 Svensson, Tobias 1754
68	119	29,65	4,0135	79,9796	63,98	123 Wallentin, Tomas 1054
69	115	29,04	3,9601	78,9147	63,13	258 Kilén, Lars
70	113	28,66	3,9428	78,5704	62,86	17 Werner, Carl-Erik 1033
71	104	26,58	3,9127	77,9714	62,38	77 Blom, Joakim 1765
72	111	28,50	3,8947	77,6131	62,09	219 Svanmark, Johan
73	117	30,30	3,8614	76,9485	61,56	163 Selinder, Patrik 1312
74	103	26,81	3,8419	76,5592	61,25	38 Rothman, Anders 1633
75	91	23,70	3,8397	76,5156	61,21	188 Molin, Martin 1792
76	115	30,45	3,7767	75,2606	60,21	34 Jönsson, Lars 1584
77	100	26,55	3,7665	75,0572	60,05	32 Kronbäck, Christian 1585
78	87	23,37	3,7227	74,1852	59,35	214 Wennerbom, Anders 1519
79	109	29,47	3,6987	73,7061	58,96	231 Gustafsson, Nilsgoran 1303
80	100	27,42	3,6470	72,6757	58,14	148 Jung, Mikael
81	90	24,93	3,6101	71,9411	57,55	115 Henum, Svein-Helge
82	117	32,66	3,5824	71,3882	57,11	210 Bäckström, Odd
83	103	29,23	3,5238	70,2207	56,18	181 Dalheim, Kjetil André
84	83	23,57	3,5214	70,1739	56,14	72 Agnebo, Mikael 1679
85	96	27,50	3,4909	69,5657	55,65	16 Johansson, Håkan
86	117	33,80	3,4615	68,9805	55,18	50 Oskarsson, Tina 1677
87	102	30,72	3,3203	66,1661	52,93	135 Vuolevi, Tommi
88	111	34,07	3,2580	64,9244	51,94	71 Trepic, Alen 1612
89	69	21,34	3,2334	64,4335	51,55	56 Franzen, Anders 1671
90	86	26,76	3,2138	64,0426	51,23	62 Nilsson, Tomas 1716
91	101	32,05	3,1513	62,7986	50,24	166 Nordström, Daniel 1357
92	80	26,51	3,0177	60,1364	48,11	11 Andersson, Jörgen K

# PRODUCTION -- Overall Stage Results

Cops cup / SM 2010

Printed augusti 22, 2010 at 18:10




Stage 9 --

	PTS	TIME	HIT FACTOR	STAGE POINTS	STAGE PERCENT	COMPETITOR # Name
93	102	34,22	2,9807	59,3987	47,52	250 Andersson, Åsa
94	115	38,86	2,9593	58,9728	47,18	91 Landin, Peter 1655
95	104	35,19	2,9554	58,8940	47,12	108 Green-Jeppsson, Birgitta
96	113	39,52	2,8593	56,9795	45,58	54 Samuelsson, Weine 1703
97	117	41,42	2,8247	56,2902	45,03	224 Hessling, Per-Erik
98	103	36,52	2,8204	56,2035	44,96	263 Hassel, Jostein
99	75	27,12	2,7655	55,1097	44,09	120 Carlsson, Andreas
100	88	32,04	2,7466	54,7327	43,79	172 Falk, Magnus 1611
101	102	37,22	2,7405	54,6111	43,69	216 Hansson, Johan
102	102	38,34	2,6604	53,0158	42,41	265 Johansson, Daniel
103	75	28,61	2,6215	52,2397	41,79	262 Larsson, Ulf
104	79	31,39	2,5167	50,1525	40,12	221 Dahl, Bengt
105	82	32,78	2,5015	49,8496	39,88	82 Ström, Johan 1366
106	109	44,62	2,4429	48,6804	38,94	66 Berg, Yvonne 1319
107	103	44,84	2,2971	45,7750	36,62	246 Lindström, Angelica
108	103	47,48	2,1693	43,2298	34,58	226 Dohmen, Sofia
109	73	34,04	2,1445	42,7356	34,19	220 weiss, Marie
110	62	36,65	1,6917	33,7112	26,97	257 Hansen, Gert E
111	79	57,08	1,3840	27,5804	22,06	158 Vreimstad, Steinar 1658
112	65	71,08	0,9145	18,2231	14,58	259 Kilén, Teresa
113	19	45,86	0,4143	8,2561	6,60	254 Karlsson, Robin

# REVOLVER (STANDARD) -- Overall Stage Results

Cops cup / SM 2010

Printed augusti 22, 2010 at 18:10




## Stage 9 --

	PTS	TIME	HIT FACTOR	STAGE POINTS	STAGE PERCENT	COMPETITOR # Name	
1	118	28,05	4,2068	125,0000	100,00	70 Bergfeldt, Per	597
2	118	29,04	4,0634	120,7386	96,59	20 Lindfors, Anders	1406
3	115	29,06	3,9573	117,5880	94,07	144 Linskog, Olle	1613
4	120	32,66	3,6742	109,1757	87,34	19 Tiensuu, Roger	1061
5	120	33,08	3,6276	107,7895	86,23	136 Jansson, Mikael	914
6	117	32,51	3,5989	106,9374	85,55	86 Björk, Jonas	1753
7	118	33,09	3,5660	105,9610	84,77	240 Karlsson, Mats	1624
8	124	35,13	3,5297	104,8828	83,91	241 Dahlbäck, Ola	1628
9	119	34,30	3,4694	103,0893	82,47	33 Nilsson, Ola	1211
10	104	31,71	3,2797	97,4536	77,96	12 Edfeldt, Ivar	
11	122	37,76	3,2309	96,0039	76,80	223 Svensson, Björn	1277
12	108	34,68	3,1142	92,5349	74,03	10 Tillström, Daniel	1380

# OPEN -- Overall Stage Results

Cops cup / SM 2010

Printed augusti 22, 2010 at 18:10



## Stage 10 --

	PTS	TIME	HIT FACTOR	STAGE POINTS	STAGE PERCENT	COMPETITOR # Name	
1	130	17,99	7,2262	135,0000	100,00	209 Nordberg, Johan	278
2	124	17,54	7,0696	132,0729	97,83	112 Haugli, Steinar	
3	130	19,08	6,8134	127,2877	94,29	26 Hansen, Johan	78
4	127	19,19	6,6180	123,6375	91,58	212 wallin, Joakim	
5	123	19,34	6,3599	118,8147	88,01	141 Samuelsen, Thomas	
6	133	21,54	6,1746	115,3526	85,45	149 Sandås, Frank	
7	121	20,89	5,7922	108,2103	80,16	187 Lundbeck, Fredrik	123
8	125	22,08	5,6612	105,7627	78,34	37 Gustafsson, Mattias	333
9	124	22,55	5,4989	102,7299	76,10	27 Schön, Marianne	985
10	127	23,22	5,4694	102,1793	75,69	134 Lönn, Rolf	54
11	123	22,79	5,3971	100,8283	74,69	42 Johnstad, Tåle	
12	124	23,37	5,3059	99,1253	73,43	104 Lundström, Jens	1295
13	122	23,46	5,2003	97,1524	71,96	139 Rommen, Kristian	
14	123	23,87	5,1529	96,2663	71,31	217 Larsson, Peter M	
15	119	23,77	5,0063	93,5275	69,28	114 Kurttio, Jari	370
16	123	24,60	5,0000	93,4096	69,19	137 Christiansen, Anders	
17	115	23,73	4,8462	90,5361	67,06	53 Skoog, Larstony	538
18	115	23,83	4,8258	90,1562	66,78	49 Lunde, Tom Andre	
19	121	26,52	4,5626	85,2380	63,14	25 Werner, Mattias	1242
20	121	28,50	4,2456	79,3162	58,75	218 Forslund, Tony	1511
21	121	29,76	4,0659	75,9581	56,27	150 Kunst, Robert	763
22	125	32,91	3,7982	70,9584	52,56	154 Haarberg, Stephen	
23	129	34,08	3,7852	70,7150	52,38	266 andersson, Lars	1751
24	117	31,77	3,6827	68,8003	50,96	215 Andersson, Robert	
25	105	31,21	3,3643	62,8517	46,56	235 Gregnert, Björn	172
26	111	36,77	3,0188	56,3963	41,78	211 Nilsson, Claes	
27	80	31,64	2,5284	47,2362	34,99	237 Ståhl, David	1638
28	75	39,91	1,8792	35,1076	26,01	174 Rigtrup, Jørgen	
29	85	45,58	1,8649	34,8390	25,81	5 Johansson, Tore	874



# STANDARD -- Overall Stage Results

Cops cup / SM 2010

Printed augusti 22, 2010 at 18:10



## Stage 10 --

	PTS	TIME	HIT FACTOR	STAGE POINTS	STAGE PERCENT	COMPETITOR # Name
1	125	18,71	6,6809	135,0000	100,00	202 Jensen, Ralf K
2	128	19,94	6,4193	129,7127	96,08	201 Andersson, Robert 720
3	126	20,13	6,2593	126,4807	93,69	39 Lundberg, Sven 948
4	131	21,81	6,0064	121,3705	89,90	63 Bäckström, Mats 1462 O
5	122	20,41	5,9775	120,7854	89,47	157 Syversen, Lars
6	129	22,69	5,6853	114,8822	85,10	245 Östling, Mikael 1546
7	117	20,75	5,6386	113,9371	84,40	161 Lie, Hans Petter
8	131	23,28	5,6271	113,7066	84,23	40 Lundberg, Klas 947
9	130	23,21	5,6010	113,1790	83,84	178 Hirvikallio, Risto
10	114	20,54	5,5501	112,1507	83,07	51 Kastell, Peter
11	124	22,45	5,5234	111,6100	82,67	89 Saltin, Robert 1233
12	129	23,91	5,3952	109,0204	80,76	122 Jacobsen, Jostein
13	112	20,78	5,3898	108,9106	80,67	52 Lindstedt, Lars 591
14	117	22,42	5,2186	105,4503	78,11	111 Svedlund, Patrik 1048
15	121	23,20	5,2155	105,3889	78,07	93 Olander, Micke 1124
16	112	21,62	5,1804	104,6791	77,54	18 Karlsson, Kenneth 372
17	113	21,98	5,1410	103,8839	76,95	73 Ruohonen, Tony
18	120	23,91	5,0188	101,4143	75,12	74 Madsen, Leif 178
19	117	23,84	4,9077	99,1693	73,46	81 Parhammar, Mats 1073
20	130	27,30	4,7619	96,2229	71,28	225 Sandberg, Jens
21	131	28,62	4,5772	92,4909	68,51	256 Andersen, Peter Munk
22	125	27,47	4,5504	91,9494	68,11	14 Lundgren, Thomas 1416
23	124	28,52	4,3478	87,8557	65,08	107 Andersson, Hans 971
24	119	27,79	4,2821	86,5279	64,09	31 Hjelm, Thomas 1304
25	123	29,00	4,2414	85,7047	63,48	15 Kaneröd, Joakim 527
26	125	29,57	4,2273	85,4193	63,27	153 Dahlman, Roland 1297
27	115	27,26	4,2186	85,2451	63,14	164 Holmberg, Daniel
28	117	27,76	4,2147	85,1656	63,09	103 Löye, Michael
29	128	30,39	4,2119	85,1093	63,04	132 Olaug, Lene
30	104	25,35	4,1026	82,8997	61,41	99 Sjöholm, Hans-Erik 344
31	121	29,80	4,0604	82,0477	60,78	113 Nakling, Hilde
32	119	29,35	4,0545	81,9288	60,69	13 Törnqvist, Morgan 1587
33	127	31,57	4,0228	81,2880	60,21	129 Bäckström, Bengt 1650
34	128	31,82	4,0226	81,2844	60,21	182 Parasidis, Matheos 1422
35	106	26,48	4,0030	80,8883	59,92	238 Andersson, Christer 1517
36	120	30,53	3,9306	79,4240	58,83	29 Rudensten, Joakim 528
37	123	31,48	3,9072	78,9529	58,48	55 Schieck, Peter
38	122	31,40	3,8854	78,5105	58,16	239 Arabäck, Niklas
39	129	33,24	3,8809	78,4199	58,09	156 Fristrup, Klaus
40	117	30,26	3,8665	78,1294	57,87	184 Edfeldt, Vincent
41	115	29,77	3,8629	78,0579	57,82	41 Miklaheim, Fredrik 827
42	115	29,81	3,8578	77,9531	57,74	119 Poortman, Rune
43	121	31,42	3,8511	77,8174	57,64	84 Hellström, Tomas 1636
44	117	30,40	3,8487	77,7696	57,61	152 Björklund, Thomas 1610
45	129	35,70	3,6134	73,0162	54,09	44 Slaarup, Jesper Thor
46	117	33,09	3,5358	71,4474	52,92	162 Persson, Tobias

# STANDARD -- Overall Stage Results

Cops cup / SM 2010

Printed augusti 22, 2010 at 18:10



## Stage 10 --

	PTS	TIME	HIT FACTOR	STAGE POINTS	STAGE PERCENT	COMPETITOR # Name
47	119	34,71	3,4284	69,2771	51,32	95 Holm, Kent
48	111	32,97	3,3667	68,0302	50,39	260 Söderén, Lars-Erik 1642
49	112	33,54	3,3393	67,4765	49,98	160 Hammartorp, Filip
50	119	35,77	3,3268	67,2242	49,80	130 Sehlstedt, Marten 938
51	109	33,33	3,2703	66,0828	48,95	168 Lundgård, Eivind
52	117	37,82	3,0936	62,5118	46,31	83 Maternlindewald, Henrik 1353
53	115	40,25	2,8571	57,7337	42,77	90 Persson, John 1468 M
54	131	46,53	2,8154	56,8900	42,14	85 Persson, Karsten 1767
55	105	38,69	2,7139	54,8388	40,62	6 Andersson, Max
56	113	41,71	2,7092	54,7439	40,55	200 Sunnermark, Fredrik 427
57	127	51,59	2,4617	49,7434	36,85	180 Andersson, Stefan 1714
58	98	40,30	2,4318	49,1381	36,40	143 Basic, Susan 1287
59	113	46,64	2,4228	48,9573	36,26	234 Johansson, Örjan 295
60	123	51,38	2,3939	48,3736	35,83	147 Östman, Jerry 1634
61	129	58,63	2,2002	44,4598	32,93	165 Henebratt, Michael
62	122	64,80	1,8827	38,0437	28,18	233 Gregnert, Janne 6
63	92	54,31	1,6940	34,2299	25,36	167 Olsen, Björn Thomas

# PRODUCTION -- Overall Stage Results

Cops cup / SM 2010

Printed augusti 22, 2010 at 18:10



## Stage 10 --

	PTS	TIME	HIT FACTOR	STAGE POINTS	STAGE PERCENT	COMPETITOR # Name
1	131	21,12	6,2027	135,0000	100,00	179 Heller, Peter
2	127	20,58	6,1710	134,3120	99,49	204 Gyllenberg, Rasmus 1355
3	125	20,28	6,1637	134,1524	99,37	176 Strengnes, Odd
4	121	19,83	6,1019	132,8064	98,38	47 Ekstedt, Stefan 215
5	131	21,48	6,0987	132,7374	98,32	35 Skaarer, Even
6	125	20,70	6,0386	131,4305	97,36	177 Kvarsnes, Hans Petter
7	131	22,33	5,8665	127,6847	94,58	69 Kristiansen, Bård
8	129	22,65	5,6954	123,9590	91,82	208 Falk, Robert 765
9	115	20,86	5,5129	119,9886	88,88	126 Wallman, Christian
10	119	21,61	5,5067	119,8529	88,78	203 Rasmussen, Per-Ola 1194
11	117	21,43	5,4596	118,8284	88,02	105 Karlsson, Peter 1264
12	127	23,34	5,4413	118,4293	87,73	151 Ekstrand, Fredrik 1268
13	121	22,27	5,4333	118,2555	87,60	171 Eklund, Lasse 1594
14	123	22,91	5,3688	116,8521	86,56	206 Andersson, Jörgen 775
15	131	24,53	5,3404	116,2332	86,10	205 Johannesson, Stefan 288
16	123	23,14	5,3155	115,6906	85,70	72 Agnebo, Mikael 1679
17	109	20,58	5,2964	115,2756	85,39	57 Hjelm, Tommy 634
18	127	24,20	5,2479	114,2207	84,61	8 Carlsson, Eric 1603
19	121	23,22	5,2110	113,4174	84,01	80 Svedberg, Peter 431
20	119	22,90	5,1965	113,1014	83,78	75 Hagemann, Lars
21	117	22,53	5,1931	113,0267	83,72	65 Rømer, Jack
22	115	22,15	5,1919	113,0005	83,70	68 Lutcherath, Øystein
23	117	22,79	5,1338	111,7372	82,77	190 Back, Christer 299
24	117	23,11	5,0627	110,1900	81,62	36 Stangvik, Kent 1244
25	129	25,59	5,0410	109,7175	81,27	252 Olsson, Mikael 332
26	109	21,69	5,0254	109,3763	81,02	59 Wildemo, Fredrik 1101
27	121	24,39	4,9610	107,9767	79,98	127 Pedersen, Flemming Mark
28	121	24,99	4,8419	105,3842	78,06	170 Petrovic, Sasa
29	115	23,90	4,8117	104,7264	77,58	97 Modigh, Johan
30	131	27,64	4,7395	103,1549	76,41	30 Lindholm, Morgan
31	129	27,22	4,7392	103,1473	76,41	251 Wendelklint, Tony 1553
32	131	27,86	4,7021	102,3403	75,81	207 Björk, Jörgen 269
33	129	28,22	4,5712	99,4922	73,70	48 Söderholm, Håkan 1305
34	125	27,49	4,5471	98,9673	73,31	253 Berntsson, Henrik
35	123	27,21	4,5204	98,3859	72,88	1 Classon, Joakim 373
36	123	27,49	4,4744	97,3838	72,14	213 Gunnarsson, Robert 1326
37	119	26,62	4,4703	97,2961	72,07	7 Forsling, Per 987
38	129	28,96	4,4544	96,9499	71,81	219 Svanmark, Johan
39	129	28,96	4,4544	96,9499	71,81	257 Hansen, Gert E
40	127	28,66	4,4313	96,4459	71,44	163 Selinder, Patrik 1312
41	123	27,85	4,4165	96,1250	71,20	121 Carlander, Mikael 679
42	127	28,87	4,3990	95,7444	70,92	43 OdgaardNexe, Adam 1408
43	117	26,80	4,3657	95,0183	70,38	124 Roos, Gunnar
44	119	27,29	4,3606	94,9073	70,30	24 Gunnarsson, Martin 1583
45	125	28,83	4,3358	94,3674	69,90	76 Bjuhr, Jörgen 1764
46	121	27,91	4,3354	94,3587	69,90	242 Saxhøj, Ulrik

# PRODUCTION -- Overall Stage Results

Cops cup / SM 2010

Printed augusti 22, 2010 at 18:10



## Stage 10 --

	PTS	TIME	HIT FACTOR	STAGE POINTS	STAGE PERCENT	COMPETITOR # Name
47	117	27,13	4,3126	93,8626	69,53	128 Flyberg, Fredrik 1545
48	119	28,00	4,2500	92,5008	68,52	258 Kilén, Lars
49	123	28,96	4,2472	92,4406	68,47	221 Dahl, Bengt
50	115	27,14	4,2373	92,2241	68,31	32 Kronbäck, Christian 1585
51	121	28,56	4,2367	92,2112	68,30	228 Marklund, Tord 1672
52	115	27,18	4,2311	92,0884	68,21	46 Nordlund, Thomas
53	127	30,11	4,2179	91,8014	68,00	91 Landin, Peter 1655
54	115	27,29	4,2140	91,7172	67,94	133 Hvaale, Elling
55	125	29,72	4,2059	91,5414	67,81	17 Werner, Carl-Erik 1033
56	125	29,79	4,1960	91,3263	67,65	230 Nilsson, Jörgen
57	121	28,97	4,1767	90,9062	67,34	87 Stankovic, Alexander 1363
58	107	25,68	4,1667	90,6870	67,18	169 Mckeown, Timo
59	117	28,20	4,1489	90,3011	66,89	115 Henum, Svein-Helge
60	121	29,51	4,1003	89,2427	66,11	123 Wallentin, Tomas 1054
61	109	26,69	4,0839	88,8862	65,84	138 Hermander, Tomas 267
62	125	30,75	4,0650	88,4751	65,54	101 Duse, Tobias 1238
63	117	29,10	4,0206	87,5083	64,82	67 Larsen, Søren W
64	125	31,17	4,0103	87,2830	64,65	222 Friberg, Johan
65	117	29,27	3,9973	87,0001	64,44	2 Schiefke, Gerhard
66	127	32,23	3,9404	85,7630	63,53	3 Luckman, Rasmus 1588
67	109	27,76	3,9265	85,4601	63,30	77 Blom, Joakim 1765
68	109	27,89	3,9082	85,0618	63,01	98 Rönnestam, Robert C-G 732
69	111	28,63	3,8771	84,3836	62,51	16 Johansson, Håkan
70	107	27,68	3,8656	84,1345	62,32	58 Lundin, Patrik
71	119	30,95	3,8449	83,6841	61,99	94 Andersen, Thomas
72	129	33,61	3,8381	83,5368	61,88	116 Svensson, Tobias 1754
73	99	26,16	3,7844	82,3671	61,01	92 Plantin, Fredrik
74	98	25,90	3,7838	82,3536	61,00	4 Appelkvist, Magnus 1435
75	104	27,94	3,7223	81,0146	60,01	62 Nilsson, Tomas 1716
76	111	29,86	3,7173	80,9076	59,93	9 Johansson, Mikael 1279
77	119	32,69	3,6403	79,2298	58,69	50 Oskarsson, Tina 1677
78	123	34,03	3,6145	78,6683	58,27	175 Björzell, Fredrik 1743
79	123	34,07	3,6102	78,5759	58,20	214 Wennerbom, Anders 1519
80	123	34,14	3,6028	78,4148	58,09	148 Jung, Mikael
81	125	34,94	3,5776	77,8652	57,68	262 Larsson, Ulf
82	117	32,82	3,5649	77,5896	57,47	100 Deyneko, Dmitry
83	119	33,40	3,5629	77,5456	57,44	263 Hassel, Jostein
84	125	35,34	3,5371	76,9839	57,03	231 Gustafsson, Nilsgoran 1303
85	123	34,83	3,5314	76,8614	56,93	224 Hessling, Per-Erik
86	129	37,46	3,4437	74,9511	55,52	265 Johansson, Daniel
87	109	32,91	3,3121	72,0867	53,40	38 Rothman, Anders 1633
88	100	30,23	3,3080	71,9976	53,33	56 Franzen, Anders 1671
89	96	29,18	3,2899	71,6048	53,04	181 Dalheim, Kjetil André
90	121	36,79	3,2889	71,5833	53,02	34 Jönsson, Lars 1584
91	113	34,65	3,2612	70,9793	52,58	166 Nordström, Daniel 1357
92	105	32,98	3,1837	69,2939	51,33	135 Vuolevi, Tommi

# PRODUCTION -- Overall Stage Results

Cops cup / SM 2010

Printed augusti 22, 2010 at 18:10



Stage 10 --

	PTS	TIME	HIT FACTOR	STAGE POINTS	STAGE PERCENT	COMPETITOR # Name
93	117	37,84	3,0920	67,2963	49,85	216 Hansson, Johan
94	89	28,92	3,0775	66,9805	49,62	188 Molin, Martin 1792
95	107	34,89	3,0668	66,7481	49,44	60 Andersson, Dan 562
96	121	41,27	2,9319	63,8127	47,27	11 Andersson, Jörgen K
97	131	47,07	2,7831	60,5736	44,87	250 Andersson, Åsa
98	129	46,61	2,7676	60,2375	44,62	210 Bäckström, Odd
99	96	36,36	2,6403	57,4650	42,57	172 Falk, Magnus 1611
100	117	44,34	2,6387	57,4310	42,54	246 Lindström, Angelica
101	133	50,43	2,6373	57,4009	42,52	226 Dohmen, Sofia
102	123	47,12	2,6104	56,8141	42,08	120 Carlsson, Andreas
103	96	38,10	2,5197	54,8407	40,62	71 Trepic, Alen 1612
104	107	47,36	2,2593	49,1732	36,42	108 Green-Jeppsson, Birgitta
105	117	59,96	1,9513	42,4698	31,46	220 weiss, Marie
106	104	60,77	1,7114	37,2478	27,59	54 Samuelsson, Weine 1703
107	55	33,80	1,6272	35,4162	26,23	229 Fransson, Andreas
108	87	54,90	1,5847	34,4908	25,55	254 Karlsson, Robin
109	115	72,93	1,5769	34,3201	25,42	66 Berg, Yvonne 1319
110	64	42,94	1,4905	32,4395	24,03	82 Ström, Johan 1366
111	117	84,92	1,3778	29,9869	22,21	259 Kilén, Teresa
112	41	36,08	1,1364	24,7328	18,32	142 Norman, Cathrine
113	0	99,99	0,0000	0,0000	0,00	158 Vreimstad, Steinar 1658

# REVOLVER (STANDARD) -- Overall Stage Results

Cops cup / SM 2010

Printed augusti 22, 2010 at 18:10




Stage 10 --

	PTS	TIME	HIT FACTOR	STAGE POINTS	STAGE PERCENT	COMPETITOR # Name	
1	123	29,88	4,1165	135,0000	100,00	144 Lindskog, Olle	1613
2	124	30,62	4,0496	132,8085	98,38	20 Lindfors, Anders	1406
3	127	31,52	4,0292	132,1377	97,88	19 Tiensuu, Roger	1061
4	126	31,60	3,9873	130,7654	96,86	12 Edfeldt, Ivar	
5	128	32,42	3,9482	129,4810	95,91	70 Bergfeldt, Per	597
6	127	33,12	3,8345	125,7542	93,15	10 Tillström, Daniel	1380
7	123	33,66	3,6542	119,8396	88,77	33 Nilsson, Ola	1211
8	109	31,38	3,4736	113,9155	84,38	240 Karlsson, Mats	1624
9	123	38,40	3,2031	105,0469	77,81	136 Jansson, Mikael	914
10	132	42,99	3,0705	100,6968	74,59	223 Svensson, Björn	1277
11	130	43,90	2,9613	97,1154	71,94	241 Dahlbäck, Ola	1628
12	127	42,98	2,9549	96,9051	71,78	86 Björk, Jonas	1753

# OPEN -- Overall Stage Results

Cops cup / SM 2010

Printed augusti 22, 2010 at 18:10



## Stage 11 --

	PTS	TIME	HIT FACTOR	STAGE POINTS	STAGE PERCENT	COMPETITOR # Name
1	57	5,48	10,4015	60,0000	100,00	112 Haugli, Steinar
2	58	5,78	10,0346	57,8838	96,47	141 Samuelsen, Thomas
3	57	5,87	9,7104	56,0136	93,36	209 Nordberg, Johan 278
4	58	6,08	9,5395	55,0277	91,71	53 Skoog, Larstony 538
5	54	6,07	8,8962	51,3171	85,53	114 Kurttio, Jari 370
6	56	6,31	8,8748	51,1936	85,32	26 Hansen, Johan 78
7	57	7,21	7,9057	45,6033	76,01	149 Sandås, Frank
8	53	7,31	7,2503	41,8230	69,71	139 Rommen, Kristian
9	52	7,41	7,0175	40,4801	67,47	25 Werner, Mattias 1242
10	56	8,06	6,9479	40,0784	66,80	42 Johnstad, Tåle
11	56	8,58	6,5268	37,6494	62,75	49 Lunde, Tom Andre
12	57	9,14	6,2363	35,9737	59,96	104 Lundström, Jens 1295
13	53	8,68	6,1060	35,2219	58,70	137 Christiansen, Anders
14	55	9,20	5,9783	34,4851	57,48	37 Gustafsson, Mattias 333
15	55	9,57	5,7471	33,1518	55,25	212 wallin, Joakim
16	48	8,66	5,5427	31,9728	53,29	187 Lundbeck, Fredrik 123
17	58	10,82	5,3604	30,9213	51,54	215 Andersson, Robert
18	52	11,07	4,6974	27,0965	45,16	218 Forslund, Tony 1511
19	38	8,31	4,5728	26,3779	43,96	217 Larsson, Peter M
20	50	11,58	4,3178	24,9068	41,51	235 Gregnert, Björn 172
21	46	10,76	4,2751	24,6605	41,10	237 Ståhl, David 1638
22	32	7,52	4,2553	24,5465	40,91	27 Schön, Marianne 985
23	58	13,72	4,2274	24,3855	40,64	150 Kunst, Robert 763
24	38	9,06	4,1943	24,1943	40,32	134 Lönn, Rolf 54
25	54	13,82	3,9074	22,5394	37,57	211 Nilsson, Claes
26	44	11,87	3,7068	21,3825	35,64	174 Rigtrup, Jørgen
27	25	8,11	3,0826	17,7818	29,64	154 Haarberg, Stephen
28	25	8,47	2,9516	17,0260	28,38	266 andersson, Lars 1751
29	52	32,06	1,6220	9,3561	15,59	5 Johansson, Tore 874

# STANDARD -- Overall Stage Results

Cops cup / SM 2010

Printed augusti 22, 2010 at 18:10



## Stage 11 --


	PTS	TIME	HIT FACTOR	STAGE POINTS	STAGE PERCENT	COMPETITOR # Name
1	54	5,03	10,7356	60,0000	100,00	157 Syversen, Lars
2	55	5,44	10,1103	56,5053	94,18	202 Jensen, Ralf K
3	56	5,94	9,4276	52,6899	87,82	63 Bäckström, Mats 1462 O
4	56	6,21	9,0177	50,3990	84,00	161 Lie, Hans Petter
5	54	6,77	7,9764	44,5790	74,30	153 Dahlman, Roland 1297
6	55	7,05	7,8014	43,6013	72,67	201 Andersson, Robert 720
7	55	7,26	7,5758	42,3401	70,57	89 Saltin, Robert 1233
8	58	8,14	7,1253	39,8225	66,37	40 Lundberg, Klas 947
9	56	7,86	7,1247	39,8191	66,37	178 Hirvikallio, Risto
10	58	8,15	7,1166	39,7737	66,29	73 Ruohonen, Tony
11	57	8,02	7,1072	39,7215	66,20	111 Svedlund, Patrik 1048
12	55	7,80	7,0513	39,4088	65,68	51 Kastell, Peter
13	46	6,54	7,0336	39,3102	65,52	31 Hjelm, Thomas 1304
14	58	8,40	6,9048	38,5899	64,32	93 Olander, Micke 1124
15	57	8,42	6,7696	37,8345	63,06	55 Schieck, Peter
16	60	9,09	6,6007	36,8904	61,48	113 Nakling, Hilde
17	59	8,96	6,5848	36,8018	61,34	81 Parhammar, Mats 1073
18	55	8,36	6,5789	36,7690	61,28	74 Madsen, Leif 178
19	42	6,52	6,4417	36,0020	60,00	18 Karlsson, Kenneth 372
20	52	8,48	6,1321	34,2715	57,12	29 Rudensten, Joakim 528
21	56	9,39	5,9638	33,3310	55,55	107 Andersson, Hans 971
22	44	7,71	5,7069	31,8951	53,16	52 Lindstedt, Lars 591
23	54	9,51	5,6782	31,7350	52,89	225 Sandberg, Jens
24	57	10,28	5,5447	30,9890	51,65	84 Hellström, Tomas 1636
25	41	7,42	5,5256	30,8820	51,47	39 Lundberg, Sven 948
26	54	9,79	5,5158	30,8274	51,38	147 Östman, Jerry 1634
27	52	9,54	5,4507	30,4635	50,77	41 Miklaheim, Fredrik 827
28	54	9,98	5,4108	30,2405	50,40	156 Fristrup, Klaus
29	58	10,81	5,3654	29,9866	49,98	13 Törnqvist, Morgan 1587
30	50	9,38	5,3305	29,7915	49,65	90 Persson, John 1468 M
31	34	6,78	5,0147	28,0269	46,71	164 Holmberg, Daniel
32	54	10,92	4,9451	27,6374	46,06	103 Löye, Michael
33	56	11,65	4,8069	26,8650	44,78	184 Edfeldt, Vincent
34	49	10,31	4,7527	26,5621	44,27	132 Olaug, Lene
35	42	8,98	4,6771	26,1396	43,57	99 Sjöholm, Hans-Erik 344
36	52	11,15	4,6637	26,0648	43,44	182 Parasidis, Matheos 1422
37	54	11,61	4,6512	25,9948	43,32	238 Andersson, Christer 1517
38	31	6,95	4,4604	24,9289	41,55	245 Östling, Mikael 1546
39	54	12,11	4,4591	24,9216	41,54	162 Persson, Tobias
40	50	11,74	4,2589	23,8028	39,67	95 Holm, Kent
41	42	9,97	4,2126	23,5440	39,24	83 Maternlindewald, Henrik 1353
42	52	12,81	4,0593	22,6871	37,81	200 Sunnermark, Fredrik 427
43	60	14,88	4,0323	22,5358	37,56	160 Hammartorp, Filip
44	48	11,93	4,0235	22,4867	37,48	168 Lundgård, Eivind
45	50	12,49	4,0032	22,3735	37,29	256 Andersen, Peter Munk
46	54	14,11	3,8271	21,3891	35,65	130 Sehlstedt, Marten 938



# STANDARD -- Overall Stage Results

Cops cup / SM 2010

Printed augusti 22, 2010 at 18:10



Stage 11 --

	PTS	TIME	HIT FACTOR	STAGE POINTS	STAGE PERCENT	COMPETITOR # Name
47	38	9,96	3,8153	21,3231	35,54	15 Kaneröd, Joakim 527
48	59	16,47	3,5823	20,0209	33,37	85 Persson, Karsten 1767
49	42	12,10	3,4711	19,3994	32,33	239 Arabäck, Niklas
50	46	13,39	3,4354	19,2001	32,00	152 Björklund, Thomas 1610
51	48	14,61	3,2854	18,3619	30,60	165 Henebratt, Michael
52	23	7,60	3,0263	16,9137	28,19	122 Jacobsen, Jostein
53	44	14,78	2,9770	16,6381	27,73	44 Slaarup, Jesper Thor
54	40	13,56	2,9499	16,4864	27,48	119 Poortman, Rune
55	44	17,21	2,5567	14,2888	23,81	234 Johansson, Örjan 295
56	38	15,31	2,4820	13,8718	23,12	260 Söderén, Lars-Erik 1642
57	58	23,44	2,4744	13,8292	23,05	180 Andersson, Stefan 1714
58	37	15,26	2,4246	13,5510	22,59	233 Gregnert, Janne 6
59	36	16,66	2,1609	12,0768	20,13	143 Basic, Susan 1287
60	35	16,54	2,1161	11,8265	19,71	167 Olsen, Björn Thomas
61	16	9,89	1,6178	9,0417	15,07	14 Lundgren, Thomas 1416
62	7	10,50	0,6667	3,7259	6,21	6 Andersson, Max
63	0	2,79	0,0000	0,0000	0,00	129 Bäckström, Bengt 1650

# PRODUCTION -- Overall Stage Results

Cops cup / SM 2010

Printed augusti 22, 2010 at 18:10



## Stage 11 --

	PTS	TIME	HIT FACTOR	STAGE POINTS	STAGE PERCENT	COMPETITOR # Name
1	58	6,44	9,0062	60,0000	100,00	97 Modigh, Johan
2	52	5,90	8,8136	58,7165	97,86	176 Strengnes, Odd
3	54	6,29	8,5851	57,1942	95,32	203 Rasmussen, Per-Ola 1194
4	46	5,50	8,3636	55,7191	92,87	177 Kvarsnes, Hans Petter
5	50	6,09	8,2102	54,6968	91,16	35 Skaarer, Even
6	58	7,24	8,0110	53,3702	88,95	179 Heller, Peter
7	58	7,41	7,8273	52,1457	86,91	207 Björk, Jörgen 269
8	58	7,77	7,4646	49,7297	82,88	36 Stangvik, Kent 1244
9	50	6,71	7,4516	49,6428	82,74	68 Lutcherath, Øystein
10	54	7,29	7,4074	49,3487	82,25	204 Gyllenberg, Rasmus 1355
11	46	6,25	7,3600	49,0328	81,72	57 Hjelm, Tommy 634
12	56	7,81	7,1703	47,7690	79,61	8 Carlsson, Eric 1603
13	44	6,16	7,1429	47,5862	79,31	80 Svedberg, Peter 431
14	54	7,59	7,1146	47,3981	79,00	190 Back, Christer 299
15	52	7,31	7,1135	47,3909	78,98	47 Ekstedt, Stefan 215
16	56	7,91	7,0796	47,1651	78,61	206 Andersson, Jörgen 775
17	48	7,11	6,7511	44,9760	74,96	87 Stankovic, Alexander 1363
18	54	8,02	6,7332	44,8568	74,76	7 Forsling, Per 987
19	54	8,11	6,6584	44,3590	73,93	121 Carlander, Mikael 679
20	56	8,52	6,5728	43,7882	72,98	252 Olsson, Mikael 332
21	52	8,02	6,4838	43,1955	71,99	69 Kristiansen, Bård
22	54	8,91	6,0606	40,3762	67,29	43 OdgaardNexe, Adam 1408
23	56	9,25	6,0541	40,3325	67,22	67 Larsen, Søren W
24	48	8,17	5,8752	39,1407	65,23	82 Ström, Johan 1366
25	60	10,24	5,8594	39,0356	65,06	30 Lindholm, Morgan
26	54	9,26	5,8315	38,8501	64,75	4 Appelkvist, Magnus 1435
27	54	9,28	5,8190	38,7663	64,61	170 Petrovic, Sasa
28	48	8,26	5,8111	38,7142	64,52	2 Schiefke, Gerhard
29	40	6,94	5,7637	38,3981	64,00	105 Karlsson, Peter 1264
30	52	9,08	5,7269	38,1528	63,59	169 Mckeown, Timo
31	54	9,45	5,7143	38,0690	63,45	24 Gunnarsson, Martin 1583
32	52	9,17	5,6707	37,7784	62,96	257 Hansen, Gert E
33	50	8,85	5,6497	37,6388	62,73	9 Johansson, Mikael 1279
34	39	6,91	5,6440	37,6007	62,67	127 Pedersen, Flemming Mark
35	48	8,51	5,6404	37,5769	62,63	124 Roos, Gunnar
36	50	8,88	5,6306	37,5116	62,52	242 Saxhøj, Ulrik
37	56	10,07	5,5611	37,0482	61,75	17 Werner, Carl-Erik 1033
38	58	10,52	5,5133	36,7300	61,22	138 Hermander, Tomas 267
39	50	9,08	5,5066	36,6854	61,14	163 Selinder, Patrik 1312
40	52	9,65	5,3886	35,8992	59,83	115 Hennum, Svein-Helge
41	58	10,79	5,3753	35,8109	59,68	98 Rönnestam, Robert C-G 732
42	54	10,11	5,3412	35,5838	59,31	148 Jung, Mikael
43	39	7,32	5,3279	35,4946	59,16	205 Johannesson, Stefan 288
44	52	10,04	5,1793	34,5047	57,51	60 Andersson, Dan 562
45	54	10,59	5,0992	33,9709	56,62	101 Duse, Tobias 1238
46	58	11,48	5,0523	33,6585	56,10	77 Blom, Joakim 1765

# PRODUCTION -- Overall Stage Results

Cops cup / SM 2010

Printed augusti 22, 2010 at 18:10




## Stage 11 --

	PTS	TIME	HIT FACTOR	STAGE POINTS	STAGE PERCENT	COMPETITOR # Name
47	56	11,21	4,9955	33,2806	55,47	76 Bjuhr, Jörgen 1764
48	60	12,04	4,9834	33,1997	55,33	32 Kronbäck, Christian 1585
49	52	10,57	4,9196	32,7746	54,62	72 Agnebo, Mikael 1679
50	58	12,03	4,8213	32,1197	53,53	1 Classon, Joakim 373
51	52	10,80	4,8148	32,0766	53,46	16 Johansson, Håkan
52	54	11,25	4,8000	31,9779	53,30	251 Wendelklint, Tony 1553
53	52	10,86	4,7882	31,8994	53,17	213 Gunnarsson, Robert 1326
54	50	10,49	4,7664	31,7544	52,92	263 Hassel, Jostein
55	52	11,18	4,6512	30,9864	51,64	258 Kilén, Lars
56	39	8,41	4,6373	30,8943	51,49	94 Andersen, Thomas
57	58	12,59	4,6068	30,6910	51,15	219 Svanmark, Johan
58	52	11,40	4,5614	30,3884	50,65	214 Wennerbom, Anders 1519
59	52	11,56	4,4983	29,9678	49,95	123 Wallentin, Tomas 1054
60	50	11,13	4,4924	29,9284	49,88	100 Deyneko, Dmitry
61	25	5,57	4,4883	29,9016	49,84	75 Hagemann, Lars
62	44	9,99	4,4044	29,3424	48,90	222 Friberg, Johan
63	50	11,79	4,2409	28,2530	47,09	230 Nilsson, Jörgen
64	42	10,26	4,0936	27,2716	45,45	228 Marklund, Tord 1672
65	25	6,27	3,9872	26,5633	44,27	59 Wildemo, Fredrik 1101
66	52	13,10	3,9695	26,4449	44,07	171 Eklund, Lasse 1594
67	58	14,68	3,9510	26,3215	43,87	120 Carlsson, Andreas
68	40	10,27	3,8948	25,9477	43,25	46 Nordlund, Thomas
69	50	12,84	3,8941	25,9426	43,24	133 Hvaale, Elling
70	41	10,54	3,8899	25,9151	43,19	229 Fransson, Andreas
71	44	11,53	3,8161	25,4233	42,37	91 Landin, Peter 1655
72	52	13,73	3,7873	25,2314	42,05	34 Jönsson, Lars 1584
73	48	13,11	3,6613	24,3920	40,65	221 Dahl, Bengt
74	35	9,77	3,5824	23,8662	39,78	56 Franzen, Anders 1671
75	60	17,02	3,5253	23,4856	39,14	116 Svensson, Tobias 1754
76	60	17,09	3,5108	23,3894	38,98	226 Dohmen, Sofia
77	54	15,44	3,4974	23,3000	38,83	3 Luckman, Rasmus 1588
78	56	16,07	3,4848	23,2157	38,69	175 Björzell, Fredrik 1743
79	35	10,05	3,4826	23,2012	38,67	62 Nilsson, Tomas 1716
80	54	15,55	3,4727	23,1352	38,56	224 Hessling, Per-Erik
81	42	12,52	3,3546	22,3488	37,25	253 Berntsson, Henrik
82	33	9,96	3,3133	22,0731	36,79	48 Söderholm, Håkan 1305
83	48	14,73	3,2587	21,7094	36,18	135 Vuolevi, Tommi
84	56	17,31	3,2351	21,5526	35,92	250 Andersson, Åsa
85	31	9,81	3,1600	21,0524	35,09	11 Andersson, Jörgen K
86	37	11,72	3,1570	21,0321	35,05	231 Gustafsson, Nilsgoran 1303
87	52	17,19	3,0250	20,1529	33,59	246 Lindström, Angelica
88	31	10,25	3,0244	20,1487	33,58	38 Rothman, Anders 1633
89	37	12,31	3,0057	20,0241	33,37	181 Dalheim, Kjetil André
90	35	11,81	2,9636	19,7436	32,91	54 Samuelsson, Weine 1703
91	50	17,13	2,9189	19,4456	32,41	208 Falk, Robert 765
92	39	13,82	2,8220	18,8003	31,33	265 Johansson, Daniel

# PRODUCTION -- Overall Stage Results

Cops cup / SM 2010

Printed augusti 22, 2010 at 18:10




Stage 11 --

	PTS	TIME	HIT FACTOR	STAGE POINTS	STAGE PERCENT	COMPETITOR # Name
93	27	9,96	2,7108	18,0598	30,10	188 Molin, Martin 1792
94	39	14,46	2,6971	17,9682	29,95	128 Flyberg, Fredrik 1545
95	37	13,83	2,6753	17,8233	29,71	172 Falk, Magnus 1611
96	37	13,91	2,6600	17,7208	29,53	108 Green-Jeppsson, Birgitta
97	54	20,33	2,6562	17,6956	29,49	66 Berg, Yvonne 1319
98	39	14,89	2,6192	17,4493	29,08	262 Larsson, Ulf
99	42	16,91	2,4837	16,5468	27,58	220 weiss, Marie
100	25	10,27	2,4343	16,2173	27,03	166 Nordström, Daniel 1357
101	52	22,05	2,3583	15,7110	26,19	259 Kilén, Teresa
102	39	17,30	2,2543	15,0185	25,03	210 Bäckström, Odd
103	50	23,49	2,1286	14,1806	23,63	158 Vreimstad, Steinar 1658
104	25	12,69	1,9701	13,1246	21,87	50 Oskarsson, Tina 1677
105	13	7,25	1,7931	11,9458	19,91	65 Rømer, Jack
106	12	7,88	1,5228	10,1453	16,91	142 Norman, Cathrine
107	5	7,29	0,6859	4,5693	7,62	151 Ekstrand, Fredrik 1268
108	4	6,23	0,6421	4,2774	7,13	92 Plantin, Fredrik
109	8	13,36	0,5988	3,9893	6,65	216 Hansson, Johan
110	0	16,32	0,0000	0,0000	0,00	254 Karlsson, Robin
111	0	7,37	0,0000	0,0000	0,00	126 Wallman, Christian
112	0	8,89	0,0000	0,0000	0,00	58 Lundin, Patrik
113	0	20,58	0,0000	0,0000	0,00	71 Trepic, Alen 1612

# REVOLVER (STANDARD) -- Overall Stage Results

Cops cup / SM 2010

Printed augusti 22, 2010 at 18:10



## Stage 11 --

	PTS	TIME	HIT FACTOR	STAGE POINTS	STAGE PERCENT	COMPETITOR # Name	
1	56	11,13	5,0314	60,0000	100,00	70 Bergfeldt, Per	597
2	58	12,95	4,4788	53,4093	89,02	12 Edfeldt, Ivar	
3	56	12,57	4,4551	53,1265	88,54	144 Linskog, Olle	1613
4	52	12,24	4,2484	50,6618	84,44	20 Lindfors, Anders	1406
5	55	13,66	4,0264	48,0143	80,02	10 Tillström, Daniel	1380
6	58	14,82	3,9136	46,6700	77,78	240 Karlsson, Mats	1624
7	58	15,47	3,7492	44,7091	74,52	223 Svensson, Björn	1277
8	52	13,87	3,7491	44,7080	74,51	19 Tiensuu, Roger	1061
9	59	16,12	3,6600	43,6461	72,74	86 Björk, Jonas	1753
10	56	16,69	3,3553	40,0120	66,69	33 Nilsson, Ola	1211
11	42	13,41	3,1320	37,3490	62,25	136 Jansson, Mikael	914
12	19	13,84	1,3728	16,3710	27,29	241 Dahlbäck, Ola	1628

# OPEN -- Overall Stage Results

Cops cup / SM 2010

Printed augusti 22, 2010 at 18:10



## Stage 12 --

	PTS	TIME	HIT FACTOR	STAGE POINTS	STAGE PERCENT	COMPETITOR # Name	
1	77	11,17	6,8935	85,0000	100,00	209 Nordberg, Johan	278
2	73	11,47	6,3644	78,4767	92,33	53 Skoog, Larstony	538
3	77	14,09	5,4649	67,3847	79,28	149 Sandås, Frank	
4	66	12,39	5,3269	65,6832	77,27	141 Samuelsen, Thomas	
5	67	14,41	4,6495	57,3314	67,45	37 Gustafsson, Mattias	333
6	68	15,41	4,4127	54,4111	64,01	139 Rommen, Kristian	
7	63	14,42	4,3689	53,8712	63,38	25 Werner, Mattias	1242
8	60	13,97	4,2949	52,9586	62,30	217 Larsson, Peter M	
9	70	16,66	4,2017	51,8089	60,95	49 Lunde, Tom Andre	
10	66	15,95	4,1379	51,0228	60,03	215 Andersson, Robert	
11	75	20,33	3,6891	45,4889	53,52	150 Kunst, Robert	763
12	69	19,31	3,5733	44,0604	51,84	235 Gregnert, Björn	172
13	44	12,55	3,5060	43,2305	50,86	112 Haugli, Steinar	
14	57	16,37	3,4820	42,9346	50,51	26 Hansen, Johan	78
15	57	16,41	3,4735	42,8300	50,39	114 Kurttio, Jari	370
16	65	19,19	3,3872	41,7657	49,14	27 Schön, Marianne	985
17	59	18,02	3,2741	40,3718	47,50	42 Johnstad, Tåle	
18	52	16,95	3,0678	37,8281	44,50	212 wallin, Joakim	
19	44	18,69	2,3542	29,0285	34,15	104 Lundström, Jens	1295
20	43	18,99	2,2643	27,9206	32,85	187 Lundbeck, Fredrik	123
21	36	16,72	2,1531	26,5490	31,23	211 Nilsson, Claes	
22	30	21,80	1,3761	16,9686	19,96	134 Lönn, Rolf	54
23	35	26,84	1,3040	16,0793	18,92	266 andersson, Lars	1751
24	37	29,92	1,2366	15,2483	17,94	237 Ståhl, David	1638
25	12	17,32	0,6928	8,5431	10,05	137 Christiansen, Anders	
26	16	43,58	0,3671	4,5270	5,33	174 Rigtrup, Jørgen	
27	0	49,13	0,0000	0,0000	0,00	5 Johansson, Tore	874
28	0	16,43	0,0000	0,0000	0,00	218 Forslund, Tony	1511
29	0	16,62	0,0000	0,0000	0,00	154 Haarberg, Stephen	

# STANDARD -- Overall Stage Results

Cops cup / SM 2010

Printed augusti 22, 2010 at 18:10



Stage 12 --

	PTS	TIME	HIT FACTOR	STAGE POINTS	STAGE PERCENT	COMPETITOR # Name
1	80	19,32	4,1408	85,0000	100,00	73 Ruohonen, Tony
2	66	16,35	4,0367	82,8633	97,49	51 Kastell, Peter
3	75	20,29	3,6964	75,8779	89,27	178 Hirvikallio, Risto
4	66	18,24	3,6184	74,2771	87,38	202 Jensen, Ralf K
5	63	17,71	3,5573	73,0227	85,91	157 Syversen, Lars
6	57	16,40	3,4756	71,3456	83,94	63 Bäckström, Mats 1462 O
7	57	16,65	3,4234	70,2743	82,68	245 Östling, Mikael 1546
8	56	16,36	3,4230	70,2653	82,67	161 Lie, Hans Petter
9	63	18,75	3,3600	68,9724	81,14	89 Saltin, Robert 1233
10	60	18,18	3,3003	67,7475	79,70	156 Fristrup, Klaus
11	46	15,65	2,9393	60,3364	70,98	55 Schieck, Peter
12	61	22,07	2,7639	56,7366	66,75	111 Svedlund, Patrik 1048
13	53	19,55	2,7110	55,6500	65,47	122 Jacobsen, Jostein
14	49	18,50	2,6486	54,3701	63,96	201 Andersson, Robert 720
15	62	23,60	2,6271	53,9282	63,44	147 Östman, Jerry 1634
16	55	23,43	2,3474	48,1866	56,69	40 Lundberg, Klas 947
17	59	25,24	2,3376	47,9842	56,45	93 Olander, Micke 1124
18	48	21,07	2,2781	46,7641	55,02	18 Karlsson, Kenneth 372
19	56	25,44	2,2013	45,1863	53,16	113 Nakling, Hilde
20	59	27,39	2,1541	44,2177	52,02	14 Lundgren, Thomas 1416
21	48	23,46	2,0460	42,0000	49,41	153 Dahlman, Roland 1297
22	43	22,16	1,9404	39,8322	46,86	74 Madsen, Leif 178
23	43	24,12	1,7828	36,5955	43,05	119 Poortman, Rune
24	52	29,60	1,7568	36,0618	42,43	162 Persson, Tobias
25	54	31,03	1,7403	35,7230	42,03	132 Olaug, Lene
26	38	22,02	1,7257	35,4244	41,68	52 Lindstedt, Lars 591
27	43	25,09	1,7138	35,1806	41,39	225 Sandberg, Jens
28	45	28,65	1,5707	32,2421	37,93	15 Kaneröd, Joakim 527
29	44	29,51	1,4910	30,6069	36,01	13 Törnqvist, Morgan 1587
30	37	30,79	1,2017	24,6677	29,02	168 Lundgård, Eivind
31	39	36,06	1,0815	22,2011	26,12	130 Sehlstedt, Marten 938
32	19	19,80	0,9596	19,6981	23,17	182 Parasidis, Matheos 1422
33	27	31,96	0,8448	17,3418	20,40	103 Löye, Michael
34	39	46,56	0,8376	17,1944	20,23	180 Andersson, Stefan 1714
35	13	17,41	0,7467	15,3278	18,03	39 Lundberg, Sven 948
36	17	23,56	0,7216	14,8119	17,43	238 Andersson, Christer 1517
37	20	31,24	0,6402	13,1418	15,46	256 Andersen, Peter Munk
38	15	24,04	0,6240	12,8083	15,07	239 Arabäck, Niklas
39	26	56,24	0,4623	9,4900	11,16	165 Henebratt, Michael
40	18	40,97	0,4393	9,0187	10,61	233 Gregnert, Janne 6
41	9	24,55	0,3666	7,5254	8,85	81 Parhammar, Mats 1073
42	8	23,12	0,3460	7,1029	8,36	41 Miklaheim, Fredrik 827
43	9	28,97	0,3107	6,3772	7,50	99 Sjöholm, Hans-Erik 344
44	9	30,80	0,2922	5,9983	7,06	29 Rudensten, Joakim 528
45	10	35,14	0,2846	5,8416	6,87	234 Johansson, Örjan 295
46	8	30,13	0,2655	5,4504	6,41	107 Andersson, Hans 971

# STANDARD -- Overall Stage Results

Cops cup / SM 2010

Printed augusti 22, 2010 at 18:10



Stage 12 --

	PTS	TIME	HIT FACTOR	STAGE POINTS	STAGE PERCENT	COMPETITOR # Name
47	6	37,39	0,1605	3,2941	3,88	152 Björklund, Thomas 1610
48	0	34,82	0,0000	0,0000	0,00	167 Olsen, Björn Thomas
49	0	33,42	0,0000	0,0000	0,00	85 Persson, Karsten 1767
50	0	43,11	0,0000	0,0000	0,00	260 Söderén, Lars-Erik 1642
51	0	29,87	0,0000	0,0000	0,00	6 Andersson, Max
52	0	31,56	0,0000	0,0000	0,00	83 Maternlindewald, Henrik 1353
53	0	27,24	0,0000	0,0000	0,00	90 Persson, John 1468 M
54	0	34,46	0,0000	0,0000	0,00	143 Basic, Susan 1287
55	0	34,89	0,0000	0,0000	0,00	160 Hammartorp, Filip
56	0	17,28	0,0000	0,0000	0,00	164 Holmberg, Daniel
57	0	39,43	0,0000	0,0000	0,00	184 Edfeldt, Vincent
58	0	32,56	0,0000	0,0000	0,00	129 Bäckström, Bengt 1650
59	0	32,71	0,0000	0,0000	0,00	200 Sunnermark, Fredrik 427
60	0	42,08	0,0000	0,0000	0,00	44 Slaarup, Jesper Thor
61	0	26,29	0,0000	0,0000	0,00	84 Hellström, Tomas 1636
62	0	33,84	0,0000	0,0000	0,00	95 Holm, Kent
63	0	16,67	0,0000	0,0000	0,00	31 Hjelm, Thomas 1304



# PRODUCTION -- Overall Stage Results

Cops cup / SM 2010

Printed augusti 22, 2010 at 18:10



## Stage 12 --

	PTS	TIME	HIT FACTOR	STAGE POINTS	STAGE PERCENT	COMPETITOR # Name
1	69	18,61	3,7077	85,0000	100,00	105 Karlsson, Peter 1264
2	69	18,95	3,6412	83,4749	98,21	65 Rømer, Jack
3	60	18,30	3,2787	75,1651	88,43	80 Svedberg, Peter 431
4	52	16,58	3,1363	71,9010	84,59	126 Wallman, Christian
5	63	20,81	3,0274	69,4040	81,65	7 Forsling, Per 987
6	56	18,50	3,0270	69,3957	81,64	204 Gyllenberg, Rasmus 1355
7	69	23,61	2,9225	66,9992	78,82	206 Andersson, Jörgen 775
8	54	18,89	2,8587	65,5357	77,10	207 Björk, Jörgen 269
9	54	19,37	2,7878	63,9117	75,19	179 Heller, Peter
10	71	25,58	2,7756	63,6318	74,86	121 Carlander, Mikael 679
11	69	25,07	2,7523	63,0973	74,23	228 Marklund, Tord 1672
12	55	20,00	2,7500	63,0447	74,17	9 Johansson, Mikael 1279
13	73	26,71	2,7331	62,6564	73,71	76 Bjuhr, Jörgen 1764
14	54	20,74	2,6037	59,6899	70,22	35 Skaarer, Even
15	55	21,43	2,5665	58,8378	69,22	57 Hjelm, Tommy 634
16	59	24,12	2,4461	56,0778	65,97	252 Olsson, Mikael 332
17	57	24,10	2,3651	54,2218	63,79	68 Lutcherath, Øystein
18	58	24,53	2,3645	54,2059	63,77	69 Kristiansen, Bård
19	58	24,90	2,3293	53,4004	62,82	127 Pedersen, Flemming Mark
20	59	27,14	2,1739	49,8377	58,63	1 Classon, Joakim 373
21	48	22,21	2,1612	49,5460	58,29	36 Stangvik, Kent 1244
22	61	28,65	2,1291	48,8114	57,43	2 Schiefke, Gerhard
23	61	28,70	2,1254	48,7264	57,33	115 Hennum, Svein-Helge
24	69	32,89	2,0979	48,0952	56,58	16 Johansson, Håkan
25	71	33,89	2,0950	48,0289	56,50	116 Svensson, Tobias 1754
26	46	22,88	2,0105	46,0912	54,22	151 Ekstrand, Fredrik 1268
27	73	38,08	1,9170	43,9483	51,70	219 Svanmark, Johan
28	39	20,40	1,9118	43,8279	51,56	59 Wildemo, Fredrik 1101
29	73	38,65	1,8887	43,3002	50,94	30 Lindholm, Morgan
30	77	42,74	1,8016	41,3021	48,59	98 Rönnestam, Robert C-G 732
31	56	32,72	1,7115	39,2366	46,16	32 Kronbäck, Christian 1585
32	46	26,96	1,7062	39,1160	46,02	214 Wennerbom, Anders 1519
33	69	40,75	1,6933	38,8184	45,67	50 Oskarsson, Tina 1677
34	63	37,99	1,6583	38,0178	44,73	101 Duse, Tobias 1238
35	65	39,43	1,6485	37,7923	44,46	133 Hvaale, Elling
36	33	20,45	1,6137	36,9945	43,52	47 Ekstedt, Stefan 215
37	58	36,60	1,5847	36,3298	42,74	262 Larsson, Ulf
38	65	41,05	1,5834	36,3008	42,71	210 Bäckström, Odd
39	59	38,07	1,5498	35,5292	41,80	120 Carlsson, Andreas
40	41	26,81	1,5293	35,0593	41,25	43 OdgaardNexe, Adam 1408
41	40	26,32	1,5198	34,8410	40,99	213 Gunnarsson, Robert 1326
42	34	22,49	1,5118	34,6582	40,77	169 Mckeown, Timo
43	35	23,24	1,5060	34,5261	40,62	142 Norman, Cathrine
44	37	24,63	1,5022	34,4392	40,52	17 Werner, Carl-Erik 1033
45	35	23,74	1,4743	33,7990	39,76	97 Modigh, Johan
46	48	32,63	1,4710	33,7241	39,68	208 Falk, Robert 765

# PRODUCTION -- Overall Stage Results

Cops cup / SM 2010

Printed augusti 22, 2010 at 18:10



Stage 12 --

	PTS	TIME	HIT FACTOR	STAGE POINTS	STAGE PERCENT	COMPETITOR # Name
47	37	25,24	1,4659	33,6069	39,54	251 Wendelklint, Tony 1553
48	37	25,48	1,4521	33,2904	39,17	188 Molin, Martin 1792
49	35	24,64	1,4205	32,5644	38,31	138 Hermander, Tomas 267
50	29	20,67	1,4030	32,1643	37,84	205 Johannesson, Stefan 288
51	37	26,76	1,3827	31,6980	37,29	171 Eklund, Lasse 1594
52	27	19,53	1,3825	31,6940	37,29	11 Andersson, Jörgen K
53	30	21,86	1,3724	31,4621	37,01	72 Agnebo, Mikael 1679
54	46	33,71	1,3646	31,2835	36,80	71 Trepic, Alen 1612
55	55	42,45	1,2956	29,7031	34,94	148 Jung, Mikael
56	35	27,92	1,2536	28,7388	33,81	176 Strengnes, Odd
57	37	29,67	1,2471	28,5891	33,63	34 Jönsson, Lars 1584
58	33	28,00	1,1786	27,0192	31,79	24 Gunnarsson, Martin 1583
59	37	31,51	1,1742	26,9197	31,67	257 Hansen, Gert E
60	32	27,27	1,1735	26,9018	31,65	8 Carlsson, Eric 1603
61	26	22,76	1,1424	26,1889	30,81	177 Kvarsnes, Hans Petter
62	33	29,42	1,1217	25,7151	30,25	4 Appelkvist, Magnus 1435
63	45	41,58	1,0823	24,8110	29,19	100 Deyneko, Dmitry
64	39	38,17	1,0217	23,4239	27,56	166 Nordström, Daniel 1357
65	32	31,55	1,0143	23,2523	27,36	91 Landin, Peter 1655
66	22	21,86	1,0064	23,0722	27,14	253 Berntsson, Henrik
67	20	20,06	0,9970	22,8568	26,89	242 Saxhøj, Ulrik
68	31	31,56	0,9823	22,5186	26,49	128 Flyberg, Fredrik 1545
69	33	37,62	0,8772	20,1100	23,66	175 Björzell, Fredrik 1743
70	22	26,01	0,8458	19,3909	22,81	87 Stankovic, Alexander 1363
71	24	29,54	0,8125	18,6259	21,91	135 Vuolevi, Tommi
72	29	36,88	0,7863	18,0270	21,21	56 Franzen, Anders 1671
73	25	34,05	0,7342	16,8321	19,80	92 Plantin, Fredrik
74	37	53,13	0,6964	15,9653	18,78	66 Berg, Yvonne 1319
75	15	22,00	0,6818	15,6309	18,39	62 Nilsson, Tomas 1716
76	22	32,51	0,6767	15,5139	18,25	124 Roos, Gunnar
77	25	37,84	0,6607	15,1462	17,82	250 Andersson, Åsa
78	17	27,15	0,6262	14,3547	16,89	222 Friberg, Johan
79	12	19,19	0,6253	14,3358	16,87	3 Luckman, Rasmus 1588
80	19	31,94	0,5949	13,6375	16,04	94 Andersen, Thomas
81	15	27,28	0,5499	12,6056	14,83	48 Söderholm, Håkan 1305
82	12	22,71	0,5284	12,1138	14,25	170 Petrovic, Sasa
83	14	26,72	0,5240	12,0118	14,13	123 Wallentin, Tomas 1054
84	21	41,82	0,5022	11,5120	13,54	224 Hessling, Per-Erik
85	11	23,64	0,4653	10,6675	12,55	230 Nilsson, Jörgen
86	12	33,31	0,3603	8,2589	9,72	265 Johansson, Daniel
87	9	31,86	0,2825	6,4761	7,62	258 Kilén, Lars
88	11	39,73	0,2769	6,3473	7,47	246 Lindström, Angelica
89	5	19,15	0,2611	5,9857	7,04	67 Larsen, Søren W
90	5	24,26	0,2061	4,7249	5,56	190 Back, Christer 299
91	5	34,12	0,1465	3,3595	3,95	60 Andersson, Dan 562
92	1	17,55	0,0570	1,3063	1,54	203 Rasmussen, Per-Ola 1194

# PRODUCTION -- Overall Stage Results

Cops cup / SM 2010

Printed augusti 22, 2010 at 18:10




Stage 12 --

	PTS	TIME	HIT FACTOR	STAGE POINTS	STAGE PERCENT	COMPETITOR # Name
93	1	40,42	0,0247	0,5672	0,67	158 Vreimstad, Steinar 1658
94	0	48,79	0,0000	0,0000	0,00	226 Dohmen, Sofia
95	0	33,48	0,0000	0,0000	0,00	216 Hansson, Johan
96	0	31,97	0,0000	0,0000	0,00	221 Dahl, Bengt
97	0	55,53	0,0000	0,0000	0,00	220 weiss, Marie
98	0	36,38	0,0000	0,0000	0,00	231 Gustafsson, Nilsgoran 1303
99	0	28,05	0,0000	0,0000	0,00	229 Fransson, Andreas
100	0	34,72	0,0000	0,0000	0,00	108 Green-Jeppsson, Birgitta
101	0	26,31	0,0000	0,0000	0,00	263 Hassel, Jostein
102	0	28,91	0,0000	0,0000	0,00	172 Falk, Magnus 1611
103	0	30,55	0,0000	0,0000	0,00	38 Rothman, Anders 1633
104	0	26,78	0,0000	0,0000	0,00	163 Selinder, Patrik 1312
105	0	24,91	0,0000	0,0000	0,00	181 Dalheim, Kjetil André
106	0	34,48	0,0000	0,0000	0,00	82 Ström, Johan 1366
107	0	20,31	0,0000	0,0000	0,00	75 Hagemann, Lars
108	0	30,97	0,0000	0,0000	0,00	58 Lundin, Patrik
109	0	53,63	0,0000	0,0000	0,00	254 Karlsson, Robin
110	0	43,27	0,0000	0,0000	0,00	259 Kilén, Teresa
111	0	24,88	0,0000	0,0000	0,00	77 Blom, Joakim 1765
112	0	39,95	0,0000	0,0000	0,00	54 Samuelsson, Weine 1703
113	0	29,70	0,0000	0,0000	0,00	46 Nordlund, Thomas

# REVOLVER (STANDARD) -- Overall Stage Results


Cops cup / SM 2010

Printed augusti 22, 2010 at 18:10



Stage 12 --

	PTS	TIME	HIT FACTOR	STAGE POINTS	STAGE PERCENT	COMPETITOR # Name	
1	70	33,66	2,0796	85,0000	100,00	136 Jansson, Mikael	914
2	55	34,15	1,6105	65,8274	77,44	20 Lindfors, Anders	1406
3	55	34,23	1,6068	65,6736	77,26	144 Linskog, Olle	1613
4	49	38,68	1,2668	51,7779	60,92	223 Svensson, Björn	1277
5	48	43,22	1,1106	45,3933	53,40	70 Bergfeldt, Per	597
6	42	41,19	1,0197	41,6766	49,03	240 Karlsson, Mats	1624
7	48	49,48	0,9701	39,6503	46,65	10 Tillström, Daniel	1380
8	31	33,64	0,9215	37,6652	44,31	19 Tiensuu, Roger	1061
9	11	31,52	0,3490	14,2640	16,78	12 Edfeldt, Ivar	
10	8	37,07	0,2158	8,8207	10,38	33 Nilsson, Ola	1211
11	0	39,73	0,0000	0,0000	0,00	86 Björk, Jonas	1753
12	0	40,50	0,0000	0,0000	0,00	241 Dahlbäck, Ola	1628



## Disqualified Shooters

No.   Name

---

21	Fröhberg, Niclas	
23	Kedland, Jonas	1646
79	Johansson, Uno	1201
96	Bodé, Jan	
131	Ekstrand, Thomas	1055
140	Wiel, Elisabeth	
146	Normark, Henrik	1688
264	Abdellah, Mikael	1750