




NRA

NATIONAL RIFLE ASSOCIATION *NATIONAL POLICE SHOOTING CHAMPIONSHIPS*

INDIVIDUAL MATCH SCORECARDS

Instructions For Use: This packet contains all scorecards needed to compete in the Championship. Be sure to place a label (provided in competitor packet) on the scorecard for each match you have entered. **BE SURE TO USE THE CORRECT SCORECARD FOR EACH MATCH.** Disregard scorecards for non-entered matches.

Your squadding ticket will indicate your relay and target number for each entered match. Report to the Stat Office for any questions regarding squadding. There will be a fee for replacement scorecards.



HIT VALUE	NUMBER OF HITS			OFFICIAL USE ONLY
	TARGET 1	TARGET 2	TOTAL HITS	
X				
10				
9				
8				
7				
0				0
MISSING				0
TOTAL				
MUST	12	12	24	

MATCH 1 REVOLVER – 7 AND 15 YARDS, STANDING WITHOUT SUPPORT

PLACE COMPETITOR LABEL HERE

SCORER'S SIGNATURE

I ACCEPT THE NUMBER OF HITS OF EACH VALUE AS SHOWN.

COMPETITOR'S SIGNATURE

REFEREE'S SIGNATURE (As Needed)

Match 1: Revolver, Standing Without Support Position Course

Stages start with shooter in ready position. The signal to commence firing may be given orally, by whistle, or by having targets turn.

Two stages of 12 shots each fired double action from the standing without support position. First stage fired at 7 yards and second stage fired at 15 yards. Twenty second per stage starting with loaded gun in holster and including time to reload.

MATCH 2 REVOLVER - 25 YDS. KNEELING & STANDING

HIT VALUE	NUMBER OF HITS	OFFICIAL USE ONLY
X		
10		
9		
8		
7		
0		0
MISSING		0
TOTAL		
MUST	18	

PLACE COMPETITOR LABEL HERE

SCORER'S SIGNATURE

I ACCEPT THE NUMBER OF HITS OF EACH VALUE AS SHOWN.

COMPETITOR'S SIGNATURE

REFEREE'S SIGNATURE (As Needed)

Match 2: Revolver, Kneeling and Standing Course at 25 Yards

Stages start with shooter in ready position. The signal to commence firing may be given orally, by whistle, or by having targets turn.

Six shots kneeling; 6 shots left hand standing with support; 6 shots right hand standing with support; all firing double action. Time is 90 seconds for entire course starting with loaded gun in holster and including time to reload. Time starts with shooter in standing position.

MATCH 3 REVOLVER – 50 YDS. PRONE & STANDING

HIT VALUE	NUMBER OF HITS	OFFICIAL USE ONLY
X		
10		
9		
8		
7		
0		0
MISSING		0
TOTAL		
MUST	24	

PLACE COMPETITOR LABEL HERE

SCORER'S SIGNATURE

I ACCEPT THE NUMBER OF HITS OF EACH VALUE AS SHOWN.

COMPETITOR'S SIGNATURE

REFEREE'S SIGNATURE (As Needed)

Match 3: Revolver, Sitting, Prone and Standing Course at 50 Yards

Stages start with shooter in ready position. The signal to commence firing may be given orally, by whistle, or by having targets turn.

Six shots sitting; 6 shots prone; 12 shots standing with support (six shots left hand, six shots right hand); all shooting single or double action. Time 2 minutes and 45 seconds starting with loaded gun in holster and including time to reload. Time starts with shooter in standing position.

**MATCH 4 REVOLVER – 25 YDS.
STANDING WITHOUT SUPPORT**

PLACE COMPETITOR LABEL HERE

HIT VALUE	NUMBER OF HITS	OFFICIAL USE ONLY
X		
10		
9		
8		
7		
0		0
MISSING		0
TOTAL		
MUST	24	

SCORER'S SIGNATURE

I ACCEPT THE NUMBER OF HITS OF EACH VALUE AS SHOWN.

COMPETITOR'S SIGNATURE

REFEREE'S SIGNATURE (As Needed)

Match 4: Revolver, Standing Position Course Without Support at 25 Yards

Stages start with shooter in ready position. The signal to commence firing may be given orally, by whistle, or by having targets turn.

Two stages of 12 shots each fired double action, standing without support at 25 yards. Time 35 seconds for each 12-shot stage starting with loaded gun in holster and including time to reload.

MATCH 5 REVOLVER – NRA NATIONAL POLICE COURSE

HIT VALUE	NUMBER OF HITS			OFFICIAL USE ONLY
	TARGET 1	TARGET 2	TOTAL HITS	
X				
10				
9				
8				
7				
0				0
MISSING				0
TOTAL				
MUST	30	30	60	

PLACE COMPETITOR LABEL HERE

SCORER'S SIGNATURE

I ACCEPT THE NUMBER OF HITS OF EACH VALUE AS SHOWN.

COMPETITOR'S SIGNATURE

REFEREE'S SIGNATURE (As Needed)

Match 5 – NRA National Police Course – Revolver:

An aggregate of the following stages:

Stage 1. —7 yards-double action—12 shots from standing without support position. Twenty seconds, time starts with loaded gun in holster and includes reloading for second 6 shot string.

Stage 2. —25 yards-double action—6 shots kneeling; 6 shots standing with support, left hand; 6 shots standing with support, right hand. 90 seconds, time starts with loaded gun in holster and includes reloading for subsequent 6 shot strings.

Stage 3. —50 yards-single or double action—6 shots sitting; 6 shots prone; 6 shots standing left hand from behind barricade; 6 shots standing right hand from behind barricade. Two minutes and 45 seconds, time starts with loaded gun in holster and includes reloading for subsequent 6 shot strings.

Stage 4. —25 yards-double action—6 shots standing without support. Twelve seconds, time starts with loaded gun in holster. No barricade or other support is used.

MATCH 7 SERVICE REVOLVER

HIT VALUE	NUMBER OF HITS			OFFICIAL USE ONLY
	TARGET 1	TARGET 2	TOTAL HITS	
X				
10				
9				
8				
7				
0				0
MISSING				0
TOTAL				
MUST	18	30	48	

PLACE COMPETITOR LABEL HERE

SCORER'S SIGNATURE

I ACCEPT THE NUMBER OF HITS OF EACH VALUE AS SHOWN.

COMPETITOR'S SIGNATURE

REFEREE'S SIGNATURE (As Needed)

NRA Service Revolver Course:

An aggregate of the following stages:

This course of fire is designed specifically for the purpose of encouraging police officers to participate in competitive shooting without incurring the cost of additional or specialized firearms. This course is designed to be fired using standard-issue police duty firearms.

Stage 1. —3 yards—double action—6 shots one hand from standing without support position, 8 seconds.

Stage 2. —7 yards—double action—12 shots, one or two hands, from standing without support position. Twenty seconds, includes reloading for second 6 shot string.

Stage 3. —15 yards—double action—12 shots, one or two hands, from standing without support position. Twenty seconds, includes reloading for second 6 shot string.

Stage 4. —25 yards—double action—18 shots, one or two hands; 6 shots kneeling, using the barricade for cover and support; 6 shots standing left hand from behind the barricade; and 6 shots standing right hand from behind the barricade. Ninety seconds, includes reloading for subsequent 6 shot string.

HIT VALUE	NUMBER OF HITS			OFFICIAL USE ONLY
	TARGET 1	TARGET 2	TOTAL HITS	
X				
10				
9				
8				
7				
0				0
MISSING				0
TOTAL				
MUST	12	12	24	

**MATCH 8 SEMI-AUTOMATIC PISTOL – 7 AND 15 YDS.
STANDING WITHOUT SUPPORT**

PLACE COMPETITOR LABEL HERE

SCORER'S SIGNATURE

I ACCEPT THE NUMBER OF HITS OF EACH VALUE AS SHOWN.

COMPETITOR'S SIGNATURE

REFEREE'S SIGNATURE (As Needed)

Match 8: Semi-Automatic Pistol, Standing Without Support Position Course

Stages start with shooter in ready position. The signal to commence firing may be given orally, by whistle, or by having targets turn. When double action is specified, single action semi-automatic pistols may be used. Semi-automatic pistols capable of double action must fire the first shot of every stage double action except at the 50 yard line.

Two stages of 12 shots each fired double action from the standing without support position. First stage fired at 7 yards and second stage fired at 15 yards. Twenty seconds per stage starting with loaded gun in holster and including time to reload.

HIT VALUE	NUMBER OF HITS	OFFICIAL USE ONLY
X		
10		
9		
8		
7		
0		0
MISSING		0
TOTAL		
MUST	18	

**MATCH 9 SEMI-AUTOMATIC PISTOL – 25 YDS.
KNEELING & STANDING**

PLACE COMPETITOR LABEL HERE

SCORER'S SIGNATURE

I ACCEPT THE NUMBER OF HITS OF EACH VALUE AS SHOWN.

COMPETITOR'S SIGNATURE

REFEREE'S SIGNATURE (As Needed)

Match 9 – Semi-Automatic Pistol, Kneeling and Standing Course at 25 Yards

Stages start with shooter in ready position. The signal to commence firing may be given orally, by whistle, or by having targets turn. When double action is specified, single action semi-automatic pistols may be used. Semi-automatic pistols capable of double action must fire the first shot of every stage double action except at the 50 yard line.

Six shots kneeling; 6 shots left hand standing with support; 6 shots right hand standing with support; all firing double action. Time is 90 seconds for entire course starting with loaded gun in holster and including time to reload. Time starts with shooter in standing position.

HIT VALUE	NUMBER OF HITS	OFFICIAL USE ONLY
X		
10		
9		
8		
7		
0		0
MISSING		0
TOTAL		
MUST	24	

**MATCH 10 SEMI-AUTOMATIC PISTOL – 50 YDS.
SITTING, PRONE & STANDING**

PLACE COMPETITOR LABEL HERE

SCORER'S SIGNATURE

I ACCEPT THE NUMBER OF HITS OF EACH VALUE AS SHOWN.

COMPETITOR'S SIGNATURE

REFEREE'S SIGNATURE (As Needed)

Match 10 – Semi-Automatic Pistol, Sitting, Prone and Standing Course at 50 Yards

Stages start with shooter in ready position. The signal to commence firing may be given orally, by whistle, or by having targets turn. When double action is specified, single action semi-automatic pistols may be used. Semi-automatic pistols capable of double action must fire the first shot of every stage double action except at the 50 yard line.

Six shots sitting; 6 shots prone; 12 shots standing with support (six shots left hand, six shots right hand); all shooting single or double action. Time 2 minutes and 45 seconds starting with loaded gun in holster and including time to reload. Time starts with shooter in standing position.

HIT VALUE	NUMBER OF HITS	OFFICIAL USE ONLY
X		
10		
9		
8		
7		
0		0
MISSING		0
TOTAL		
MUST	24	

**MATCH 11 SEMI-AUTOMATIC PISTOL – 25 YDS.
STANDING WITHOUT SUPPORT**

PLACE COMPETITOR LABEL HERE

SCORER'S SIGNATURE

I ACCEPT THE NUMBER OF HITS OF EACH VALUE AS SHOWN.

COMPETITOR'S SIGNATURE

REFEREE'S SIGNATURE (As Needed)

Match 11 – Semi-Automatic Pistol, Standing Position Course Without Support at 25 Yards

Stages start with shooter in ready position. The signal to commence firing may be given orally, by whistle, or by having targets turn. When double action is specified, single action semi-automatic pistols may be used. Semi-automatic pistols capable of double action must fire the first shot of every stage double action except at the 50 yard line.

Two stages of 12 shots each fired double action, standing without support at 25 yards. Time 35 seconds for each 12-shot stage starting with loaded gun in holster and including time to reload.

MATCH 12 SEMI-AUTOMATIC PISTOL – NRA NATIONAL POLICE COURSE

HIT VALUE	NUMBER OF HITS			OFFICIAL USE ONLY
	TARGET 1	TARGET 2	TOTAL HITS	
X				
10				
9				
8				
7				
0				0
MISSING				0
TOTAL				
MUST	30	30	60	

PLACE COMPETITOR LABEL HERE

SCORER'S SIGNATURE

I ACCEPT THE NUMBER OF HITS OF EACH VALUE AS SHOWN.

COMPETITOR'S SIGNATURE

REFEREE'S SIGNATURE (As Needed)

Match 12 – NRA National Police Course —Semi-Automatic Pistol:
Semi-Automatic pistols capable of double action must fire the first shot of every stage double action except at the 50 yard line. *An aggregate of the following stages:*

Stage 1. —7 yards-double action—12 shots from standing without support position. Twenty seconds, time starts with loaded gun in holster and includes reloading for second 6 shot string.

Stage 2. —25 yards-double action—6 shots kneeling; 6 shots standing with support, left hand; 6 shots standing with support, right hand. 90 seconds, time starts with loaded gun in holster and includes reloading for subsequent 6 shot strings.

Stage 3. —50 yards-single or double action—6 shots sitting; 6 shots prone; 6 shots standing left hand from behind barricade; 6 shots standing right hand from behind barricade. Two minutes and 45 seconds, time starts with loaded gun in holster and includes reloading for subsequent 6 shot strings.

Stage 4. —25 yards-double action—6 shots standing without support. Twelve seconds, time starts with loaded gun in holster. No barricade or other support is used.

MATCH 14 STOCK SEMI-AUTOMATIC PISTOL

HIT VALUE	NUMBER OF HITS			OFFICIAL USE ONLY
	TARGET 1	TARGET 2	TOTAL HITS	
X				
10				
9				
8				
7				
0				0
MISSING				0
TOTAL				
MUST	18	30	48	

PLACE COMPETITOR LABEL HERE

SCORER'S SIGNATURE

I ACCEPT THE NUMBER OF HITS OF EACH VALUE AS SHOWN.

COMPETITOR'S SIGNATURE

REFEREE'S SIGNATURE (As Needed)

NRA Stock Semi-Automatic Pistol Course:

An aggregate of the following stages:

This course of fire is designed specifically for the purpose of encouraging police officers to participate in competitive shooting without incurring the cost of additional or specialized firearms. This course is designed to be fired using standard-issue police duty firearms. **Semi-automatic pistols capable of double action must fire the first shot of every stage double action.**

Stage 1. —3 yards—double action—6 shots one hand from standing without support position, 8 seconds.

Stage 2. —7 yards—double action—12 shots, one or two hands, from standing without support position. Twenty seconds, includes reloading for second 6 shot string.

Stage 3. —15 yards—double action—12 shots, one or two hands, from standing without support position. Twenty seconds, includes reloading for second 6 shot string.

Stage 4. —25 yards—double action—18 shots, one or two hands; 6 shots kneeling, using the barricade for cover and support; 6 shots standing left hand from behind the barricade; and 6 shots standing right hand from behind the barricade. Ninety seconds, includes reloading for subsequent 6 shot string.

MATCH 15 OFF-DUTY SIDEARM

Check one: Revolver Semi-Automatic

PLACE COMPETITOR LABEL HERE

SCORER'S SIGNATURE

I ACCEPT THE NUMBER OF HITS OF EACH VALUE AS SHOWN.

COMPETITOR'S SIGNATURE

REFEREE'S SIGNATURE (As Needed)

HIT VALUE	NUMBER OF HITS			OFFICIAL USE ONLY
	TARGET 1	TARGET 2	TOTAL HITS	
X				
10				
9				
8				
7				
0				0
MISSING				0
TOTAL				
MUST	18	30	48	

NRA Off-Duty Pistol Course:

An aggregate of the following stages:

This course of fire is designed specifically for the purpose of encouraging police officers to participate in competitive shooting without incurring the cost of additional or specialized firearms. This course is designed to be fired using standard-issue police duty firearms. **Officers competing with semi-automatic pistols must fire the first shot of every stage double action.**

Stage 1. —3 yards—double action—6 shots one hand from standing without support position, 8 seconds.

Stage 2. —7 yards—double action—12 shots, one or two hands, from standing without support position. Twenty seconds, includes reloading for second 6 shot string.

Stage 3. —15 yards—double action—12 shots, one or two hands, from standing without support position. Twenty seconds, includes reloading for second 6 shot string.

Stage 4. —25 yards—double action—18 shots, one or two hands; 6 shots kneeling, using the barricade for cover and support; 6 shots standing left hand from behind the barricade; and 6 shots standing right hand from behind the barricade. Ninety seconds, includes reloading for subsequent 6 shot string.

MATCH 17 REVOLVER DISTINGUISHED

HIT VALUE	NUMBER OF HITS			OFFICIAL USE ONLY
	TARGET 1	TARGET 2	TOTAL HITS	
X				
10				
9				
8				
7				
0				0
MISSING				0
TOTAL				
MUST	30	30	60	

PLACE COMPETITOR LABEL HERE

SCORER'S SIGNATURE

I ACCEPT THE NUMBER OF HITS OF EACH VALUE AS SHOWN.

COMPETITOR'S SIGNATURE

REFEREE'S SIGNATURE (As Needed)

Match 17 - NRA National Police Course – Revolver Distinguished:

An aggregate of the following stages:

Stage 1. —7 yards-double action—12 shots from standing without support position. Twenty seconds, time starts with loaded gun in holster and includes reloading for second 6 shot string.

Stage 2. —25 yards-double action—6 shots kneeling; 6 shots standing with support, left hand; 6 shots standing with support, right hand. 90 seconds, time starts with loaded gun in holster and includes reloading for subsequent 6 shot strings.

Stage 3. —50 yards-single or double action—6 shots sitting; 6 shots prone; 6 shots standing left hand from behind barricade; 6 shots standing right hand from behind barricade. Two minutes and 45 seconds, time starts with loaded gun in holster and includes reloading for subsequent 6 shot strings.

Stage 4. —25 yards-double action—6 shots standing without support. Twelve seconds, time starts with loaded gun in holster. No barricade or other support is used.

MATCH 18 SEMI-AUTOMATIC PISTOL DISTINGUISHED

HIT VALUE	NUMBER OF HITS			OFFICIAL USE ONLY
	TARGET 1	TARGET 2	TOTAL HITS	
X				
10				
9				
8				
7				
0				0
MISSING				0
TOTAL				
MUST	30	30	60	

PLACE COMPETITOR LABEL HERE

SCORER'S SIGNATURE

I ACCEPT THE NUMBER OF HITS OF EACH VALUE AS SHOWN.

COMPETITOR'S SIGNATURE

REFEREE'S SIGNATURE (As Needed)

Match 18 - NRA National Police Course — Semi-Automatic Pistol Distinguished:

An aggregate of the following stages:

Stage 1. —7 yards-double action—12 shots from standing without support position. Twenty seconds, time starts with loaded gun in holster and includes reloading for second 6 shot string.

Stage 2. —25 yards-double action—6 shots kneeling; 6 shots standing with support, left hand; 6 shots standing with support, right hand. 90 seconds, time starts with loaded gun in holster and includes reloading for subsequent 6 shot strings.

Stage 3. —50 yards-single or double action—6 shots sitting; 6 shots prone; 6 shots standing left hand from behind barricade; 6 shots standing right hand from behind barricade. Two minutes and 45 seconds, time starts with loaded gun in holster and includes reloading for subsequent 6 shot strings.

Stage 4. —25 yards-double action—6 shots standing without support. Twelve seconds, time starts with loaded gun in holster. No barricade or other support is used.

MATCH 20 SHOTGUN MATCH

PLACE COMPETITOR LABEL HERE

OFFICIAL SCORER

I ACCEPT THE NUMBER OF HITS OF EACH VALUE AS SHOWN.

COMPETITOR'S SIGNATURE

00 BUCK MAXIMUM 90 HITS	HITS	X 5+	BUCK TOTAL

	HITS			SCORE	SLUG TOTAL
	25 YDS	45 YDS	TOTAL		
SLUGS TOTAL HITS MUST EQUAL 10	X			X10+	
	10			X10=	
	9			X9=	
	8			X8=	
	7			X7=	
	0			X0=	

Match 20 – Shotgun:

Course of Fire: Practical Shotgun Course, as follows:

a. 15 yards from the hip or shoulder, 5 rounds of 12-gauge 00 buckshot loaded with nine pellets per shell, fired at 4 B-27 targets in 10 seconds. Gun stock must be held under the arm until the targets start to turn. Gun may then be brought to the shoulder or fired from the underarm position.

b. 20 yards, from the shoulder, with 5 rounds of 12-gauge 00 buckshot loaded with nine pellets per shell, fired at 4 B-27 targets in 5 seconds. Gun may be placed against the shoulder before the targets start to turn.

c. 25 yards, from the shoulder, with 5 rounds of rifled slugs fired at 1 B-27 target in 10 seconds. Gun must be held under the arm until the targets start to turn.

d. 45 yards, from the shoulder, from either the kneeling or standing position, with 5 rounds of rifled slugs fired at 1 B-27 target in 1 minute. Gun stock must be held under the arm until targets start to turn.

Guns Permitted: Competitors must furnish their own shotguns. They must be factory manufactured (catalog item), 12 gauge, barrel length not to exceed 21 inches, and no modifications. Barrel is to be cylinder bore; constriction at the choke may not exceed .0149. No screw-in chokes or back boring will be allowed. All safety devices provided by the manufacturer must function as designed.

Shotgun barrels will be checked for choke and inspected. NO REFIRE WILL BE ALLOWED FOR DEFECTIVE GUNS OR AMMUNITION. Shotguns brought to and from the range MUST be unloaded, actions open, safety on, muzzle up and uncased.

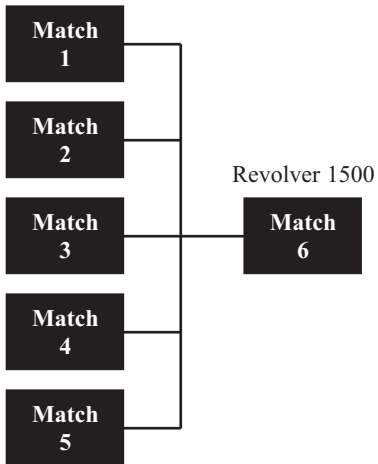
Sights: Metallic Sights Only.

Ammunition: Ammunition must be 12-gauge, 00 lead buckshot with nine pellets per shell, and 1 ounce rifled slugs. Ammunition will be inspected and a sample shell may be required for disassembly and examination. Reloaded or sabot ammunition will not be allowed.

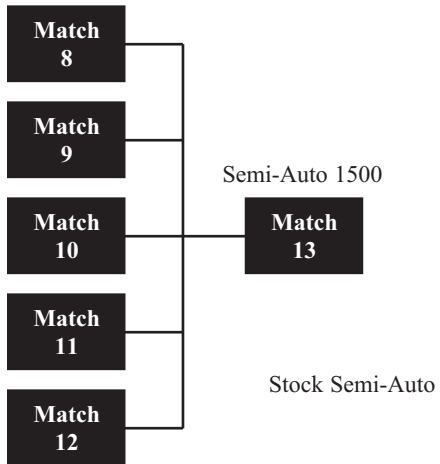
Tie Breaking: Stage C (the rifled slug target); then Stage B (the back shot target). If a tie remains, it will be broken by the highest individual aggregate score (Rule 15.11h).

NPSC NATIONAL MATCHES

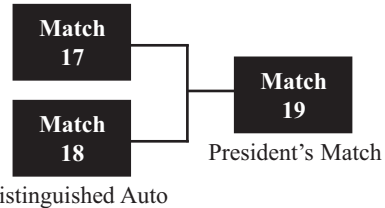
R
E
V
O
L
V
E
R



S
E
M
I
A
U
T
O



Distinguished Revolver



Service Revolver

