

Single Stack -- Overall Match Results

SweDen Cup 3



Printed juni 22, 2010 at 21:17

	<u>%</u>	<u>Points</u>	<u>Competitor</u>	<u>Cat</u>	<u>Reg</u>	<u>Cls</u>	<u>Tag</u>	<u>ICS</u>
1	100,00	693,6414	60 Nilsson, Daniel		SWE		SS	
2	94,42	654,9382	59 Magnevall, Anders		SWE		SS	
3	63,97	443,6904	99 Kalling, Henrik		SWE		SS	
4	51,53	357,4100	10 Westerlund, Roger		SWE		SS	

OPEN -- Overall Match Results

SweDen Cup 3

Printed juni 22, 2010 at 21:17



	<u>%</u>	<u>Points</u>	<u>Competitor</u>	<u>Cat</u>	<u>Reg</u>	<u>Cls</u>	<u>Tag</u>	<u>ICS</u>
1	100,00	714,7404	66 Larsson, Peter		SWE			
2	92,64	662,1211	21 Gustafsson, Mattias		SWE			
3	69,63	497,7022	5 Hjelm, Thomas		SWE			
4	45,38	324,3148	92 Timofejeff, Andrej		SWE			

PRODUCTION -- Overall Match Results

SweDen Cup 3

Printed juni 22, 2010 at 21:17



	<u>%</u>	<u>Points</u>	<u>Competitor</u>	<u>Cat</u>	<u>Reg</u>	<u>Cls</u>	<u>Tag</u>	<u>ICS</u>
1	100,00	698,8810	26 Björk, Jorgen					SWE
2	97,91	684,2906	68 Hagemann, Lars					DEN
3	97,80	683,4761	69 Gyllenberg, Rasmus					SWE
4	97,24	679,5714	9 Tran, Faj					SWE
5	89,85	627,9514	50 Hjelm, Tommy					SWE
6	79,17	553,3298	3 Larsen, Sören W					DEN
7	74,84	523,0458	105 Göthager, Andreas					SWE
8	73,01	510,2799	27 Hermander, Tomas					SWE
9	71,11	496,9812	24 OdgaardNexe, Adam					SWE
10	70,06	489,6250	49 Carlsson, Eric					SWE
11	67,05	468,5870	83 Gunnarsson, Martin					SWE
12	66,76	466,5750	4 Saxhøj, Ulrik					DEN
13	66,47	464,5556	81 Appelkvist, Magnus					SWE
14	66,43	464,2804	104 Ardemalm, Jonas					SWE
15	65,76	459,5624	13 Spuhr, Håkan					SWE
16	65,37	456,8643	23 Gustafsson, Rickard					SWE
17	64,31	449,4422	15 Jacobsson, Fredric					SWE
18	61,39	429,0633	39 Petrovic, Sasa					SWE
19	61,02	426,4528	70 Wendelklint, Tony					SWE
20	60,73	424,4408	86 Kronbäck, Christian					SWE
21	60,52	422,9637	103 Molin, Martin					SWE
22	59,34	414,7283	43 Hwass, Örjan					SWE
23	59,14	413,2849	40 Janeman, Mikael					SWE
24	57,90	404,6437	88 Oskarsson, Tina .	L				SWE
25	57,15	399,4394	28 Andersson, Dan					SWE
26	57,07	398,8828	30 Svensson, Tobias					SWE
27	55,14	385,3578	64 Johansson, Daniel					SWE
28	53,66	375,0295	17 Rohlen, Anders					SWE
29	53,40	373,2141	22 Carlsson, Andreas					SWE
30	51,51	360,0165	72 Lundin, Patrik					SWE
31	50,62	353,7551	100 Jönsson, Lars	S				SWE
32	50,51	352,9887	77 Andersson, Jörgen K					SWE
33	50,50	352,9431	65 Samuelsson, Weine					SWE
34	50,37	352,0389	42 Asplund, Mikael					SWE
35	46,46	324,7107	61 Rath Olsen, Ronny					SWE
36	46,09	322,0897	94 Eneskär, Mikael					SWE
37	43,48	303,8843	75 Bäckman, Anders					SWE
38	42,64	298,0344	71 Ohlsson, Anders					SWE
39	40,58	283,6155	87 Selimaj, Enver					SWE
40	38,14	266,5640	73 Holm, Patrik					SWE
41	37,74	263,7820	93 Mårtensson, Filip					SWE
42	35,83	250,4387	16 Ljungman, Henrik					SWE
43	35,34	247,0160	18 Jönsson, Daniel					SWE

REVOLVER (STANDARD) -- Overall Match Results

SweDen Cup 3

Printed juni 22, 2010 at 21:17



	<u>%</u>	<u>Points</u>	<u>Competitor</u>	<u>Cat</u>	<u>Reg</u>	<u>Cls</u>	<u>Tag</u>	<u>ICS</u>
1	100,00	663,5498	54 Lindfors, Anders		SWE			
2	95,20	631,7314	56 Tiensuu, Roger		SWE			
3	93,48	620,2686	78 Nilsson, Ola		SWE			
4	86,56	574,3488	53 Björk, Jonas		SWE			
5	86,12	571,4496	80 Dahlbäck, Ola		SWE			
6	84,20	558,7176	58 Nielsen, Steen Pico		DEN			
7	69,62	461,9432	57 Jensen, Hans Jörgen		DEN			
8	68,24	452,8096	79 Söderholm, Håkan		SWE			
9	61,14	405,7007	51 Bengtsson, Olof		SWE			
10	55,27	366,7449	37 Nielsen, Jens Bo		DEN			
11	40,46	268,4403	55 Abdellah, Mikael		SWE			

STANDARD -- Overall Match Results

SweDen Cup 3

Printed juni 22, 2010 at 21:17



	<u>%</u>	<u>Points</u>	<u>Competitor</u>	<u>Cat</u>	<u>Reg</u>	<u>Cls</u>	<u>Tag</u>	<u>ICS</u>
1	100,00	697,8526	1 Bäckström, Mats		SWE			
2	99,80	696,4717	29 Jensen, Ralf K		DEN			
3	90,23	629,6545	45 Kastell, Peter		SWE			
4	88,55	617,9708	8 Saltin, Robert		SWE			
5	81,30	567,3413	67 Östling, Michael		SWE			
6	65,19	454,9515	19 Thörnberg, Jimmy		SWE			
7	65,12	454,4231	33 Bode, Jan		DEN			
8	64,42	449,5674	6 Munk Anderssen, Peter		DEN			
9	63,23	441,2714	111 Sjöholm, Hans-Erik		SWE			
10	61,33	427,9826	95 Parasidis, Matheos		SWE			
11	60,72	423,7067	25 Sundh, Karl Johan		SWE			
12	59,35	414,1865	76 Hellström, Tomas		SWE			
13	59,08	412,2634	85 Törnqvist, Morgan		SWE			
14	57,11	398,5610	98 Wysciecki, Roger		SWE			
15	57,07	398,2873	32 Mortensen, Rene		DEN			
16	55,66	388,4403	89 Krook, Oscar		SWE			
17	55,00	383,8486	31 Samuelsen, Carsten		DEN			
18	53,98	376,6962	20 Olander, Ronny		SWE			
19	53,96	376,5843	36 Löye, Michael		DEN			
20	53,79	375,3598	102 Molin, Marcus		SWE			
21	53,68	374,5825	63 Hallberg, Martin		SWE			
22	53,02	370,0263	90 Sandberg, Anders		SWE			
23	49,38	344,5695	62 Sandell, Erik		SWE			
24	49,28	343,8848	38 Lund, Tobias		DEN			
25	45,48	317,3730	14 Andersson, Jonas		SWE			
26	45,07	314,4996	35 Holm, Kent		DEN			
27	44,47	310,3134	48 Persson, John		SWE			
28	42,15	294,1304	107 Palmquist, Christofer		SWE			
29	41,72	291,1672	2 Rigtrup, Jörgen		DEN			
30	39,45	275,3000	96 Blomqvist, Michael		SWE			
31	37,53	261,8865	12 Olsson, Anneli		SWE			
32	28,28	197,3770	11 Olsson, Sebastian		SWE			
33	26,46	184,6772	101 Tollbom, Örjan	SS	SWE			
34	16,61	115,9180	74 Stenberg, Johan		SWE			

OPEN -- Overall Stage Results

SweDen Cup 3

Printed juni 22, 2010 at 21:18



Stage 1 -- Station 1

	PTS	TIME	HIT FACTOR	STAGE POINTS	STAGE PERCENT	COMPETITOR # Name
1	143	36,60	3,9071	160,0000	100,00	66 Larsson, Peter
2	156	42,60	3,6620	149,9616	93,73	21 Gustafsson, Mattias
3	86	46,72	1,8408	75,3808	47,11	5 Hjelm, Thomas
4	103	60,58	1,7002	69,6262	43,52	92 Timofejeff, Andrej

STANDARD -- Overall Stage Results

SweDen Cup 3

Printed juni 22, 2010 at 21:18



Stage 1 -- Station 1

	PTS	TIME	HIT FACTOR	STAGE POINTS	STAGE PERCENT	COMPETITOR # Name
1	150	31,76	4,7229	160,0000	100,00	29 Jensen, Ralf K
2	136	30,44	4,4678	151,3573	94,60	1 Bäckström, Mats
3	129	31,20	4,1346	140,0697	87,54	67 Östling, Michael
4	148	40,83	3,6248	122,7981	76,75	45 Kastell, Peter
5	131	36,36	3,6029	122,0553	76,28	8 Saltin, Robert
6	150	42,71	3,5121	118,9792	74,36	32 Mortensen, Rene
7	136	40,47	3,3605	113,8453	71,15	33 Bode, Jan
8	138	41,57	3,3197	112,4626	70,29	111 Sjöholm, Hans-Erik
9	138	42,33	3,2601	110,4435	69,03	98 Wysciecki, Roger
10	138	46,36	2,9767	100,8428	63,03	19 Thörnberg, Jimmy
11	133	44,96	2,9582	100,2154	62,63	76 Hellström, Tomas
12	115	39,60	2,9040	98,3811	61,49	85 Törnqvist, Morgan
13	140	49,12	2,8502	96,5559	60,35	25 Sundh, Karl Johan
14	148	54,08	2,7367	92,7116	57,94	89 Krook, Oscar
15	121	47,78	2,5324	85,7923	53,62	6 Munk Anderssen, Peter
16	128	50,79	2,5202	85,3770	53,36	20 Olander, Ronny
17	129	51,61	2,4995	84,6769	52,92	107 Palmquist, Christofer
18	151	65,00	2,3231	78,6997	49,19	102 Molin, Marcus
19	124	53,40	2,3221	78,6665	49,17	90 Sandberg, Anders
20	97	43,46	2,2319	75,6121	47,26	95 Parasidis, Matheos
21	118	53,25	2,2160	75,0709	46,92	2 Rigtrup, Jörgen
22	118	53,38	2,2106	74,8881	46,81	31 Samuelsen, Carsten
23	134	64,47	2,0785	70,4136	44,01	62 Sandell, Erik
24	121	61,33	1,9729	66,8377	41,77	35 Holm, Kent
25	94	48,94	1,9207	65,0688	40,67	96 Blomqvist, Michael
26	91	48,42	1,8794	63,6687	39,79	38 Lund, Tobias
27	112	59,62	1,8786	63,6407	39,78	14 Andersson, Jonas
28	102	54,45	1,8733	63,4617	39,66	63 Hallberg, Martin
29	80	46,40	1,7241	58,4092	36,51	74 Stenberg, Johan
30	78	45,66	1,7083	57,8719	36,17	48 Persson, John
31	81	51,95	1,5592	52,8213	33,01	36 Löye, Michael
32	106	70,76	1,4980	50,7490	31,72	12 Olsson, Anneli
33	146	172,04	0,8486	28,7497	17,97	101 Tollbom, Örjan
34	0	48,60	0,0000	0,0000	0,00	11 Olsson, Sebastian

PRODUCTION -- Overall Stage Results

SweDen Cup 3

Printed juni 22, 2010 at 21:18



Stage 1 -- Station 1

	PTS	TIME	HIT FACTOR	STAGE POINTS	STAGE PERCENT	COMPETITOR # Name
1	138	29,88	4,6185	160,0000	100,00	9 Tran, Faj
2	142	31,66	4,4852	155,3813	97,11	68 Hagemann, Lars
3	144	32,48	4,4335	153,5918	95,99	26 Björk, Jorgen
4	150	33,98	4,4144	152,9288	95,58	69 Gyllenberg, Rasmus
5	135	38,49	3,5074	121,5087	75,94	3 Larsen, Sören W
6	144	42,40	3,3962	117,6571	73,54	50 Hjelm, Tommy
7	124	37,99	3,2640	113,0769	70,67	105 Göthager, Andreas
8	130	44,19	2,9418	101,9156	63,70	104 Ardemalm, Jonas
9	138	47,34	2,9151	100,9886	63,12	103 Molin, Martin
10	117	40,30	2,9032	100,5778	62,86	83 Gunnarsson, Martin
11	132	46,23	2,8553	98,9171	61,82	27 Hermander, Tomas
12	138	48,40	2,8512	98,7769	61,74	40 Janeman, Mikael
13	125	45,37	2,7551	95,4471	59,65	4 Saxhøj, Ulrik
14	127	46,27	2,7448	95,0880	59,43	24 OdgaardNexe, Adam
15	144	52,73	2,7309	94,6076	59,13	23 Gustafsson, Rickard
16	156	57,17	2,7287	94,5318	59,08	49 Carlsson, Eric
17	109	41,87	2,6033	90,1872	56,37	81 Appelkvist, Magnus
18	141	55,36	2,5470	88,2357	55,15	30 Svensson, Tobias
19	108	42,41	2,5466	88,2220	55,14	13 Spuhr, Håkan
20	146	57,81	2,5255	87,4926	54,68	42 Asplund, Mikael
21	132	53,05	2,4882	86,2005	53,88	88 Oskarsson, Tina .
22	136	55,45	2,4527	84,9687	53,11	70 Wendelklint, Tony
23	128	52,82	2,4233	83,9524	52,47	86 Kronbäck, Christian
24	131	57,42	2,2814	79,0368	49,40	39 Petrovic, Sasa
25	135	59,41	2,2723	78,7219	49,20	100 Jönsson, Lars
26	111	49,33	2,2502	77,9531	48,72	17 Rohlen, Anders
27	123	59,52	2,0665	71,5919	44,74	22 Carlsson, Andreas
28	115	55,82	2,0602	71,3723	44,61	43 Hwass, Örjan
29	117	58,53	1,9990	69,2514	43,28	77 Andersson, Jörgen K
30	92	47,08	1,9541	67,6975	42,31	28 Andersson, Dan
31	109	59,96	1,8179	62,9776	39,36	64 Johansson, Daniel
32	89	49,44	1,8002	62,3639	38,98	71 Ohlsson, Anders
33	102	62,78	1,6247	56,2860	35,18	72 Lundin, Patrik
34	142	89,28	1,5905	55,1005	34,44	65 Samuelsson, Weine
35	95	59,80	1,5886	55,0356	34,40	15 Jacobsson, Fredric
36	100	63,29	1,5800	54,7377	34,21	94 Eneskär, Mikael
37	106	69,98	1,5147	52,4751	32,80	93 Mårtensson, Filip
38	92	61,45	1,4972	51,8666	32,42	75 Bäckman, Anders
39	79	83,72	0,9436	32,6903	20,43	16 Ljungman, Henrik
40	68	75,42	0,9016	31,2352	19,52	61 Rath Olsen, Ronny
41	35	70,53	0,4962	17,1916	10,74	73 Holm, Patrik
42	31	62,72	0,4943	17,1229	10,70	18 Jönsson, Daniel
43	18	59,42	0,3029	10,4945	6,56	87 Selimaj, Enver

Single Stack -- Overall Stage Results

SweDen Cup 3

Printed juni 22, 2010 at 21:18




Stage 1 -- Station 1

	PTS	TIME	HIT FACTOR	STAGE POINTS	STAGE PERCENT	COMPETITOR # Name
1	147	37,47	3,9231	160,0000	100,00	60 Nilsson, Daniel
2	147	51,06	2,8790	117,4148	73,38	59 Magnevall, Anders
3	115	70,02	1,6424	66,9826	41,86	99 Kalling, Henrik
4	80	65,24	1,2262	50,0106	31,26	10 Westerlund, Roger

REVOLVER (STANDARD) -- Overall Stage Results

SweDen Cup 3

Printed juni 22, 2010 at 21:18



Stage 1 -- Station 1

	PTS	TIME	HIT FACTOR	STAGE POINTS	STAGE PERCENT	COMPETITOR # Name
1	131	51,51	2,5432	160,0000	100,00	54 Lindfors, Anders
2	152	70,04	2,1702	136,5330	85,33	80 Dahlbäck, Ola
3	132	62,60	2,1086	132,6599	82,91	78 Nilsson, Ola
4	146	73,69	1,9813	124,6478	77,90	57 Jensen, Hans Jörgen
5	131	72,50	1,8069	113,6772	71,05	56 Tiensuu, Roger
6	136	81,62	1,6663	104,8293	65,52	58 Nielsen, Steen Pico
7	142	96,60	1,4700	92,4808	57,80	51 Bengtsson, Olof
8	137	93,53	1,4648	92,1531	57,60	53 Björk, Jonas
9	117	107,96	1,0837	68,1810	42,61	37 Nielsen, Jens Bo
10	148	139,47	1,0612	66,7607	41,73	55 Abdellah, Mikael
11	81	76,90	1,0533	66,2673	41,42	79 Söderholm, Håkan

OPEN -- Overall Stage Results

SweDen Cup 3

Printed juni 22, 2010 at 21:18



Stage 2 -- Station 2

	PTS	TIME	HIT FACTOR	STAGE POINTS	STAGE PERCENT	COMPETITOR # Name
1	84	11,95	7,0293	90,0000	100,00	66 Larsson, Peter
2	85	12,29	6,9162	88,5520	98,39	21 Gustafsson, Mattias
3	65	13,77	4,7204	60,4381	67,15	5 Hjelm, Thomas
4	76	23,65	3,2135	41,1447	45,72	92 Timofejeff, Andrej

STANDARD -- Overall Stage Results

SweDen Cup 3

Printed juni 22, 2010 at 21:18



Stage 2 -- Station 2

	PTS	TIME	HIT FACTOR	STAGE POINTS	STAGE PERCENT	COMPETITOR # Name
1	85	10,91	7,7910	90,0000	100,00	67 Östling, Michael
2	85	11,29	7,5288	86,9708	96,63	29 Jensen, Ralf K
3	78	10,90	7,1560	82,6640	91,85	1 Bäckström, Mats
4	81	11,74	6,8995	79,7013	88,56	8 Saltin, Robert
5	83	12,04	6,8937	79,6343	88,48	45 Kastell, Peter
6	85	14,72	5,7745	66,7052	74,12	85 Törnqvist, Morgan
7	82	14,89	5,5071	63,6162	70,68	36 Löye, Michael
8	82	14,97	5,4776	63,2762	70,31	32 Mortensen, Rene
9	80	15,12	5,2910	61,1204	67,91	6 Munk Anderssen, Peter
10	82	15,82	5,1833	59,8764	66,53	95 Parasidis, Matheos
11	82	15,91	5,1540	59,5377	66,15	63 Hallberg, Martin
12	59	11,67	5,0557	58,4022	64,89	31 Samuelson, Carsten
13	69	13,86	4,9784	57,5088	63,90	74 Stenberg, Johan
14	84	17,35	4,8415	55,9278	62,14	25 Sundh, Karl Johan
15	86	18,02	4,7725	55,1305	61,26	76 Hellström, Tomas
16	76	16,33	4,6540	53,7620	59,74	19 Thörnberg, Jimmy
17	76	16,60	4,5783	52,8876	58,76	38 Lund, Tobias
18	70	15,70	4,4586	51,5047	57,23	35 Holm, Kent
19	70	15,93	4,3942	50,7610	56,40	98 Wysciecki, Roger
20	72	16,75	4,2985	49,6553	55,17	33 Bode, Jan
21	79	18,43	4,2865	49,5165	55,02	90 Sandberg, Anders
22	82	19,51	4,2030	48,5518	53,95	20 Olander, Ronny
23	80	19,38	4,1280	47,6853	52,98	96 Blomqvist, Michael
24	78	19,29	4,0435	46,7101	51,90	111 Sjöholm, Hans-Erik
25	89	22,08	4,0308	46,5628	51,74	102 Molin, Marcus
26	82	20,49	4,0020	46,2296	51,37	62 Sandell, Erik
27	82	20,91	3,9216	45,3010	50,33	14 Andersson, Jonas
28	84	22,20	3,7838	43,7094	48,57	107 Palmquist, Christofer
29	62	16,70	3,7126	42,8868	47,65	2 Rigtrup, Jörgen
30	57	15,84	3,5985	41,5688	46,19	48 Persson, John
31	86	27,07	3,1769	36,6994	40,78	12 Olsson, Anneli
32	86	29,26	2,9392	33,9526	37,73	101 Tollbom, Örjan
33	73	25,49	2,8639	33,0827	36,76	89 Krook, Oscar
34	57	27,91	2,0423	23,5919	26,21	11 Olsson, Sebastian

PRODUCTION -- Overall Stage Results

SweDen Cup 3

Printed juni 22, 2010 at 21:18



Stage 2 -- Station 2

	PTS	TIME	HIT FACTOR	STAGE POINTS	STAGE PERCENT	COMPETITOR # Name
1	86	11,20	7,6786	90,0000	100,00	68 Hagemann, Lars
2	86	12,03	7,1488	83,7905	93,10	50 Hjelm, Tommy
3	80	11,41	7,0114	82,1801	91,31	26 Björk, Jorgen
4	65	10,47	6,2082	72,7660	80,85	69 Gyllenberg, Rasmus
5	80	13,06	6,1256	71,7974	79,77	81 Appelkvist, Magnus
6	76	12,62	6,0222	70,5856	78,43	9 Tran, Faj
7	84	14,59	5,7574	67,4817	74,98	27 Hermander, Tomas
8	84	14,73	5,7026	66,8403	74,27	49 Carlsson, Eric
9	74	13,03	5,6792	66,5655	73,96	39 Petrovic, Sasa
10	74	13,20	5,6061	65,7082	73,01	105 Göthager, Andreas
11	80	14,53	5,5058	64,5337	71,70	83 Gunnarsson, Martin
12	84	15,41	5,4510	63,8909	70,99	40 Janeman, Mikael
13	86	15,83	5,4327	63,6766	70,75	23 Gustafsson, Rickard
14	84	15,61	5,3812	63,0723	70,08	13 Spuhr, Håkan
15	80	14,98	5,3405	62,5951	69,55	43 Hwass, Örjan
16	76	14,26	5,3296	62,4678	69,41	3 Larsen, Sören W
17	76	14,95	5,0836	59,5847	66,21	72 Lundin, Patrik
18	86	17,05	5,0440	59,1202	65,69	30 Svensson, Tobias
19	64	12,99	4,9269	57,7475	64,16	4 Saxhøj, Ulrik
20	70	14,25	4,9123	57,5765	63,97	28 Andersson, Dan
21	74	15,18	4,8748	57,1376	63,49	15 Jacobsson, Fredric
22	84	17,33	4,8471	56,8124	63,12	104 Ardemalm, Jonas
23	78	16,21	4,8118	56,3993	62,67	71 Ohlsson, Anders
24	82	17,49	4,6884	54,9523	61,06	75 Bäckman, Anders
25	69	15,03	4,5908	53,8087	59,79	24 OdgaardNexe, Adam
26	66	14,55	4,5361	53,1671	59,07	70 Wendelklint, Tony
27	72	16,25	4,4308	51,9327	57,70	17 Rohlen, Anders
28	88	20,00	4,4000	51,5721	57,30	22 Carlsson, Andreas
29	76	17,35	4,3804	51,3424	57,05	65 Samuelsson, Weine
30	82	19,86	4,1289	48,3946	53,77	73 Holm, Patrik
31	72	17,90	4,0223	47,1456	52,38	87 Selimaj, Enver
32	84	21,53	3,9015	45,7296	50,81	42 Asplund, Mikael
33	86	22,45	3,8307	44,8998	49,89	88 Oskarsson, Tina .
34	90	23,54	3,8233	44,8124	49,79	94 Eneskär, Mikael
35	78	20,66	3,7754	44,2513	49,17	18 Jönsson, Daniel
36	57	15,55	3,6656	42,9642	47,74	77 Andersson, Jörgen K
37	66	18,21	3,6244	42,4811	47,20	64 Johansson, Daniel
38	90	26,25	3,4286	40,1861	44,65	100 Jönsson, Lars
39	51	14,89	3,4251	40,1456	44,61	86 Kronbäck, Christian
40	57	17,03	3,3470	39,2304	43,59	103 Molin, Martin
41	66	20,22	3,2641	38,2582	42,51	61 Rath Olsen, Ronny
42	86	26,86	3,2018	37,5279	41,70	16 Ljungman, Henrik
43	82	27,60	2,9710	34,8231	38,69	93 Mårtensson, Filip

Single Stack -- Overall Stage Results

SweDen Cup 3

Printed juni 22, 2010 at 21:18



Stage 2 -- Station 2

	PTS	TIME	HIT FACTOR	STAGE POINTS	STAGE PERCENT	COMPETITOR # Name
1	86	15,77	5,4534	90,0000	100,00	59 Magnevall, Anders
2	66	16,42	4,0195	66,3356	73,71	60 Nilsson, Daniel
3	87	22,73	3,8275	63,1678	70,19	99 Kalling, Henrik
4	44	19,07	2,3073	38,0783	42,31	10 Westerlund, Roger

REVOLVER (STANDARD) -- Overall Stage Results

SweDen Cup 3

Printed juni 22, 2010 at 21:18



Stage 2 -- Station 2

	PTS	TIME	HIT FACTOR	STAGE POINTS	STAGE PERCENT	COMPETITOR # Name
1	81	15,48	5,2326	90,0000	100,00	53 Björk, Jonas
2	85	16,52	5,1453	88,4988	98,33	54 Lindfors, Anders
3	83	17,62	4,7106	81,0216	90,02	78 Nilsson, Ola
4	74	17,31	4,2750	73,5298	81,70	56 Tiensuu, Roger
5	80	21,59	3,7054	63,7332	70,81	79 Söderholm, Håkan
6	74	20,15	3,6725	63,1663	70,18	80 Dahlbäck, Ola
7	60	19,85	3,0227	51,9899	57,77	58 Nielsen, Steen Pico
8	88	30,68	2,8683	49,3351	54,82	51 Bengtsson, Olof
9	80	29,70	2,6936	46,3300	51,48	37 Nielsen, Jens Bo
10	71	27,25	2,6055	44,8147	49,79	57 Jensen, Hans Jörgen
11	86	59,49	1,4456	24,8647	27,63	55 Abdellah, Mikael

OPEN -- Overall Stage Results

SweDen Cup 3

Printed juni 22, 2010 at 21:18



Stage 3 -- Station 3

	PTS	TIME	HIT FACTOR	STAGE POINTS	STAGE PERCENT	COMPETITOR # Name
1	130	13,85	9,3863	140,0000	100,00	66 Larsson, Peter
2	129	17,04	7,5704	112,9158	80,65	21 Gustafsson, Mattias
3	126	18,87	6,6773	99,5940	71,14	5 Hjelm, Thomas
4	130	32,80	3,9634	59,1159	42,23	92 Timofejeff, Andrej

STANDARD -- Overall Stage Results

SweDen Cup 3

Printed juni 22, 2010 at 21:18



Stage 3 -- Station 3

	PTS	TIME	HIT FACTOR	STAGE POINTS	STAGE PERCENT	COMPETITOR # Name
1	132	14,23	9,2762	140,0000	100,00	1 Bäckström, Mats
2	132	14,47	9,1223	137,6779	98,34	29 Jensen, Ralf K
3	117	14,39	8,1306	122,7112	87,65	8 Saltin, Robert
4	124	16,17	7,6685	115,7366	82,67	45 Kastell, Peter
5	113	14,97	7,5484	113,9241	81,37	67 Östling, Michael
6	124	17,73	6,9938	105,5533	75,40	36 Löye, Michael
7	134	20,37	6,5783	99,2825	70,92	6 Munk Anderssen, Peter
8	126	21,31	5,9127	89,2372	63,74	95 Parasidis, Matheos
9	120	20,41	5,8795	88,7355	63,38	111 Sjöholm, Hans-Erik
10	124	21,39	5,7971	87,4923	62,49	31 Samuelsen, Carsten
11	124	21,65	5,7275	86,4416	61,74	33 Bode, Jan
12	125	22,60	5,5310	83,4758	59,63	25 Sundh, Karl Johan
13	110	20,70	5,3140	80,2013	57,29	19 Thörnberg, Jimmy
14	120	23,17	5,1791	78,1653	55,83	38 Lund, Tobias
15	133	26,83	4,9571	74,8152	53,44	102 Molin, Marcus
16	114	23,16	4,9223	74,2891	53,06	85 Törnqvist, Morgan
17	137	28,16	4,8651	73,4255	52,45	89 Krook, Oscar
18	122	25,17	4,8470	73,1536	52,25	90 Sandberg, Anders
19	86	19,62	4,3833	66,1544	47,25	98 Wysciecki, Roger
20	116	26,47	4,3823	66,1398	47,24	96 Blomqvist, Michael
21	97	22,64	4,2845	64,6628	46,19	20 Olander, Ronny
22	130	30,81	4,2194	63,6811	45,49	62 Sandell, Erik
23	106	25,95	4,0848	61,6492	44,04	63 Hallberg, Martin
24	123	30,36	4,0514	61,1452	43,68	14 Andersson, Jonas
25	131	32,82	3,9915	60,2409	43,03	76 Hellström, Tomas
26	126	31,72	3,9723	59,9510	42,82	107 Palmquist, Christofer
27	111	30,87	3,5957	54,2682	38,76	35 Holm, Kent
28	134	39,89	3,3592	50,6990	36,21	11 Olsson, Sebastian
29	138	42,31	3,2616	49,2261	35,16	12 Olsson, Anneli
30	57	18,27	3,1199	47,0864	33,63	2 Rigtrup, Jörgen
31	121	42,12	2,8727	43,3567	30,97	48 Persson, John
32	132	48,29	2,7335	41,2549	29,47	101 Tollbom, Örjan
33	56	22,49	2,4900	37,5801	26,84	32 Mortensen, Rene
34	0	2,91	0,0000	0,0000	0,00	74 Stenberg, Johan

PRODUCTION -- Overall Stage Results

SweDen Cup 3

Printed juni 22, 2010 at 21:18



Stage 3 -- Station 3

	PTS	TIME	HIT FACTOR	STAGE POINTS	STAGE PERCENT	COMPETITOR # Name
1	134	15,30	8,7582	140,0000	100,00	26 Björk, Jorgen
2	128	15,49	8,2634	132,0910	94,35	68 Hagemann, Lars
3	120	14,85	8,0808	129,1723	92,27	69 Gyllenberg, Rasmus
4	116	14,79	7,8431	125,3731	89,55	9 Tran, Faj
5	136	18,49	7,3553	117,5754	83,98	50 Hjelm, Tommy
6	122	18,38	6,6376	106,1033	75,79	83 Gunnarsson, Martin
7	118	18,20	6,4835	103,6395	74,03	4 Saxhøj, Ulrik
8	130	20,50	6,3415	101,3688	72,41	24 OdgaardNexe, Adam
9	126	20,35	6,1916	98,9739	70,70	43 Hwass, Örjan
10	124	20,12	6,1630	98,5164	70,37	27 Hermander, Tomas
11	124	20,71	5,9874	95,7098	68,36	86 Kronbäck, Christian
12	110	18,62	5,9076	94,4338	67,45	3 Larsen, Sören W
13	126	21,39	5,8906	94,1617	67,26	81 Appelkvist, Magnus
14	136	23,34	5,8269	93,1435	66,53	15 Jacobsson, Fredric
15	132	22,71	5,8124	92,9119	66,37	49 Carlsson, Eric
16	118	20,47	5,7645	92,1465	65,82	70 Wendelklint, Tony
17	112	19,63	5,7056	91,2037	65,15	13 Spuhr, Håkan
18	113	19,87	5,6870	90,9066	64,93	105 Göthager, Andreas
19	124	22,24	5,5755	89,1254	63,66	72 Lundin, Patrik
20	130	23,34	5,5698	89,0343	63,60	30 Svensson, Tobias
21	122	22,13	5,5129	88,1238	62,95	17 Rohlen, Anders
22	130	24,14	5,3853	86,0837	61,49	88 Oskarsson, Tina .
23	134	24,95	5,3707	85,8517	61,32	64 Johansson, Daniel
24	120	23,08	5,1993	83,1113	59,37	104 Ardemalm, Jonas
25	132	25,79	5,1183	81,8158	58,44	103 Molin, Martin
26	109	21,66	5,0323	80,4420	57,46	28 Andersson, Dan
27	109	22,44	4,8574	77,6459	55,46	77 Andersson, Jörgen K
28	134	29,28	4,5765	73,1557	52,25	23 Gustafsson, Rickard
29	134	29,73	4,5072	72,0484	51,46	18 Jönsson, Daniel
30	116	26,11	4,4427	71,0176	50,73	61 Rath Olsen, Ronny
31	134	30,55	4,3863	70,1146	50,08	42 Asplund, Mikael
32	107	24,72	4,3285	69,1911	49,42	65 Samuelsson, Weine
33	134	31,07	4,3128	68,9411	49,24	100 Jönsson, Lars
34	111	25,82	4,2990	68,7197	49,09	39 Petrovic, Sasa
35	108	25,25	4,2772	68,3718	48,84	87 Selimaj, Enver
36	136	32,24	4,2184	67,4308	48,16	22 Carlsson, Andreas
37	134	32,13	4,1706	66,6667	47,62	94 Eneskär, Mikael
38	134	32,14	4,1693	66,6459	47,60	75 Bäckman, Anders
39	104	26,00	4,0000	63,9403	45,67	73 Holm, Patrik
40	124	31,87	3,8908	62,1948	44,42	40 Janeman, Mikael
41	130	40,22	3,2322	51,6673	36,91	93 Mårtensson, Filip
42	69	21,73	3,1753	50,7579	36,26	71 Ohlsson, Anders
43	138	48,01	2,8744	45,9475	32,82	16 Ljungman, Henrik

Single Stack -- Overall Stage Results

SweDen Cup 3

Printed juni 22, 2010 at 21:18



Stage 3 -- Station 3

	PTS	TIME	HIT FACTOR	STAGE POINTS	STAGE PERCENT	COMPETITOR # Name
1	138	21,90	6,3014	140,0000	100,00	59 Magnevall, Anders
2	137	22,20	6,1712	137,1073	97,93	60 Nilsson, Daniel
3	137	34,66	3,9527	87,8183	62,73	99 Kalling, Henrik
4	124	33,61	3,6894	81,9683	58,55	10 Westerlund, Roger

REVOLVER (STANDARD) -- Overall Stage Results

SweDen Cup 3

Printed juni 22, 2010 at 21:18



Stage 3 -- Station 3

	PTS	TIME	HIT FACTOR	STAGE POINTS	STAGE PERCENT	COMPETITOR # Name
1	137	28,26	4,8478	140,0000	100,00	78 Nilsson, Ola
2	130	27,33	4,7567	137,3673	98,12	56 Tiensuu, Roger
3	112	25,11	4,4604	128,8104	92,01	54 Lindfors, Anders
4	138	31,39	4,3963	126,9602	90,69	80 Dahlbäck, Ola
5	126	32,48	3,8793	112,0300	80,02	53 Björk, Jonas
6	116	30,27	3,8322	110,6688	79,05	58 Nielsen, Steen Pico
7	128	35,74	3,5814	103,4273	73,88	79 Söderholm, Håkan
8	129	44,09	2,9258	84,4947	60,35	57 Jensen, Hans Jörgen
9	123	44,76	2,7480	79,3587	56,68	51 Bengtsson, Olof
10	117	51,59	2,2679	65,4938	46,78	37 Nielsen, Jens Bo
11	140	107,90	1,2975	37,4702	26,76	55 Abdellah, Mikael

OPEN -- Overall Stage Results

SweDen Cup 3

Printed juni 22, 2010 at 21:18



Stage 4 -- Station 4

	PTS	TIME	HIT FACTOR	STAGE POINTS	STAGE PERCENT	COMPETITOR # Name
1	87	11,55	7,5325	90,0000	100,00	66 Larsson, Peter
2	89	12,18	7,3071	87,3068	97,01	21 Gustafsson, Mattias
3	79	19,55	4,0409	48,2820	53,65	5 Hjelm, Thomas
4	84	28,01	2,9989	35,8320	39,81	92 Timofejeff, Andrej

STANDARD -- Overall Stage Results

SweDen Cup 3

Printed juni 22, 2010 at 21:18



Stage 4 -- Station 4

	PTS	TIME	HIT FACTOR	STAGE POINTS	STAGE PERCENT	COMPETITOR # Name
1	87	11,13	7,8167	90,0000	100,00	29 Jensen, Ralf K
2	86	12,05	7,1369	82,1731	91,30	67 Östling, Michael
3	89	12,74	6,9859	80,4339	89,37	1 Bäckström, Mats
4	84	12,31	6,8237	78,5669	87,30	45 Kastell, Peter
5	82	12,31	6,6613	76,6963	85,22	8 Saltin, Robert
6	76	15,32	4,9608	57,1180	63,46	33 Bode, Jan
7	72	15,84	4,5455	52,3354	58,15	98 Wysciecki, Roger
8	70	15,57	4,4958	51,7640	57,52	111 Sjöholm, Hans-Erik
9	80	17,82	4,4893	51,6893	57,43	25 Sundh, Karl Johan
10	70	15,65	4,4728	51,4994	57,22	19 Thörnberg, Jimmy
11	82	18,34	4,4711	51,4793	57,20	6 Munk Anderssen, Peter
12	79	17,81	4,4357	51,0718	56,75	48 Persson, John
13	84	19,14	4,3887	50,5308	56,15	76 Hellström, Tomas
14	83	20,47	4,0547	46,6851	51,87	85 Törnqvist, Morgan
15	78	19,51	3,9979	46,0316	51,15	62 Sandell, Erik
16	84	21,20	3,9623	45,6207	50,69	90 Sandberg, Anders
17	55	13,98	3,9342	45,2975	50,33	63 Hallberg, Martin
18	87	22,81	3,8141	43,9150	48,79	89 Krook, Oscar
19	59	15,87	3,7177	42,8049	47,56	35 Holm, Kent
20	86	23,84	3,6074	41,5347	46,15	14 Andersson, Jonas
21	67	18,62	3,5983	41,4299	46,03	102 Molin, Marcus
22	72	20,33	3,5416	40,7768	45,31	96 Blomqvist, Michael
23	53	16,11	3,2899	37,8790	42,09	38 Lund, Tobias
24	84	27,45	3,0601	35,2335	39,15	32 Mortensen, Rene
25	56	18,35	3,0518	35,1375	39,04	95 Parasidis, Matheos
26	72	23,62	3,0483	35,0971	39,00	20 Olander, Ronny
27	86	29,29	2,9362	33,8063	37,56	12 Olsson, Anneli
28	38	13,41	2,8337	32,6267	36,25	31 Samuelson, Carsten
29	76	28,41	2,6751	30,8007	34,22	11 Olsson, Sebastian
30	43	18,10	2,3757	27,3532	30,39	2 Rigtrup, Jörgen
31	86	38,30	2,2454	25,8534	28,73	101 Tollbom, Örjan
32	20	12,92	1,5480	17,8232	19,80	36 Löye, Michael
33	35	25,91	1,3508	15,5532	17,28	107 Palmquist, Christofer

PRODUCTION -- Overall Stage Results

SweDen Cup 3

Printed juni 22, 2010 at 21:18



Stage 4 -- Station 4

	PTS	TIME	HIT FACTOR	STAGE POINTS	STAGE PERCENT	COMPETITOR # Name
1	90	12,40	7,2581	90,0000	100,00	9 Tran, Faj
2	80	11,28	7,0922	87,9433	97,71	69 Gyllenberg, Rasmus
3	74	10,73	6,8966	85,5172	95,02	68 Hagemann, Lars
4	86	12,94	6,6461	82,4111	91,57	26 Björk, Jorgen
5	84	14,10	5,9574	73,8723	82,08	50 Hjelm, Tommy
6	86	16,15	5,3251	66,0310	73,37	105 Göthager, Andreas
7	80	15,48	5,1680	64,0827	71,20	39 Petrovic, Sasa
8	78	15,10	5,1656	64,0530	71,17	81 Appelkvist, Magnus
9	84	16,34	5,1408	63,7454	70,83	3 Larsen, Sören W
10	70	13,96	5,0143	62,1777	69,09	83 Gunnarsson, Martin
11	76	15,69	4,8438	60,0637	66,74	27 Hermander, Tomas
12	78	16,89	4,6181	57,2647	63,63	49 Carlsson, Eric
13	68	14,87	4,5730	56,7048	63,01	24 OdgaardNexe, Adam
14	78	17,18	4,5402	56,2980	62,55	13 Spuhr, Håkan
15	84	19,17	4,3818	54,3349	60,37	23 Gustafsson, Rickard
16	82	18,86	4,3478	53,9130	59,90	103 Molin, Martin
17	82	20,37	4,0255	49,9165	55,46	64 Johansson, Daniel
18	80	20,05	3,9900	49,4763	54,97	65 Samuelsson, Weine
19	82	21,23	3,8625	47,8945	53,22	88 Oskarsson, Tina .
20	62	17,15	3,6152	44,8280	49,81	15 Jacobsson, Fredric
21	82	23,29	3,5208	43,6582	48,51	22 Carlsson, Andreas
22	61	17,45	3,4957	43,3467	48,16	17 Rohlen, Anders
23	74	21,24	3,4840	43,2015	48,00	87 Selimaj, Enver
24	84	24,69	3,4022	42,1871	46,87	94 Eneskär, Mikael
25	65	19,15	3,3943	42,0888	46,77	43 Hwass, Örjan
26	66	19,52	3,3811	41,9262	46,58	61 Rath Olsen, Ronny
27	69	21,62	3,1915	39,5745	43,97	40 Janeman, Mikael
28	70	21,94	3,1905	39,5624	43,96	18 Jönsson, Daniel
29	44	14,06	3,1294	38,8051	43,12	4 Saxhøj, Ulrik
30	59	20,07	2,9397	36,4524	40,50	71 Ohlsson, Anders
31	65	22,67	2,8672	35,5536	39,50	42 Asplund, Mikael
32	62	21,89	2,8323	35,1211	39,02	104 Ardemalm, Jonas
33	43	15,20	2,8289	35,0789	38,98	70 Wendelklint, Tony
34	42	15,58	2,6958	33,4275	37,14	86 Kronbäck, Christian
35	88	33,94	2,5928	32,1509	35,72	16 Ljungman, Henrik
36	51	22,71	2,2457	27,8468	30,94	72 Lundin, Patrik
37	74	33,07	2,2377	27,7472	30,83	75 Bäckman, Anders
38	60	27,07	2,2165	27,4843	30,54	100 Jönsson, Lars
39	49	24,85	1,9718	24,4507	27,17	28 Andersson, Dan
40	37	21,09	1,7544	21,7544	24,17	73 Holm, Patrik
41	45	26,60	1,6917	20,9774	23,31	93 Mårtensson, Filip
42	6	16,08	0,3731	4,6269	5,14	30 Svensson, Tobias
43	0	17,54	0,0000	0,0000	0,00	77 Andersson, Jörgen K

Single Stack -- Overall Stage Results

SweDen Cup 3

Printed juni 22, 2010 at 21:18



Stage 4 -- Station 4

	PTS	TIME	HIT FACTOR	STAGE POINTS	STAGE PERCENT	COMPETITOR # Name
1	79	17,83	4,4307	90,0000	100,00	59 Magnevall, Anders
2	83	22,42	3,7021	75,1985	83,55	60 Nilsson, Daniel
3	78	24,58	3,1733	64,4584	71,62	99 Kalling, Henrik
4	48	20,07	2,3916	48,5803	53,98	10 Westerlund, Roger

REVOLVER (STANDARD) -- Overall Stage Results

SweDen Cup 3

Printed juni 22, 2010 at 21:18



Stage 4 -- Station 4

	PTS	TIME	HIT FACTOR	STAGE POINTS	STAGE PERCENT	COMPETITOR # Name
1	88	21,60	4,0741	90,0000	100,00	58 Nielsen, Steen Pico
2	86	21,32	4,0338	89,1097	99,01	80 Dahlbäck, Ola
3	71	18,17	3,9075	86,3211	95,91	53 Björk, Jonas
4	75	20,86	3,5954	79,4256	88,25	78 Nilsson, Ola
5	85	27,12	3,1342	69,2377	76,93	56 Tiensuu, Roger
6	88	28,68	3,0683	67,7824	75,31	57 Jensen, Hans Jörgen
7	71	28,94	2,4534	54,1968	60,22	37 Nielsen, Jens Bo
8	47	21,15	2,2222	49,0909	54,55	54 Lindfors, Anders
9	84	38,22	2,1978	48,5514	53,95	55 Abdellah, Mikael
10	88	40,97	2,1479	47,4494	52,72	51 Bengtsson, Olof
11	50	24,53	2,0383	45,0284	50,03	79 Söderholm, Håkan

OPEN -- Overall Stage Results

SweDen Cup 3

Printed juni 22, 2010 at 21:18



Stage 5 -- Station 5

	PTS	TIME	HIT FACTOR	STAGE POINTS	STAGE PERCENT	COMPETITOR # Name
1	112	18,36	6,1002	120,0000	100,00	21 Gustafsson, Mattias
2	98	17,37	5,6419	110,9845	92,49	66 Larsson, Peter
3	110	20,13	5,4645	107,4941	89,58	5 Hjelm, Thomas
4	114	33,56	3,3969	66,8219	55,68	92 Timofejeff, Andrej

STANDARD -- Overall Stage Results

SweDen Cup 3

Printed juni 22, 2010 at 21:18



Stage 5 -- Station 5

	PTS	TIME	HIT FACTOR	STAGE POINTS	STAGE PERCENT	COMPETITOR # Name
1	114	16,84	6,7696	120,0000	100,00	29 Jensen, Ralf K
2	116	17,92	6,4732	114,7462	95,62	1 Bäckström, Mats
3	114	18,24	6,2500	110,7895	92,32	45 Kastell, Peter
4	111	19,69	5,6374	99,9300	83,27	8 Saltin, Robert
5	118	26,07	4,5263	80,2342	66,86	95 Parasidis, Matheos
6	108	24,64	4,3831	77,6965	64,75	19 Thörnberg, Jimmy
7	118	28,99	4,0704	72,1526	60,13	76 Hellström, Tomas
8	112	27,82	4,0259	71,3640	59,47	102 Molin, Marcus
9	110	27,52	3,9971	70,8537	59,04	111 Sjöholm, Hans-Erik
10	104	26,19	3,9710	70,3909	58,66	6 Munk Anderssen, Peter
11	110	27,94	3,9370	69,7887	58,16	20 Olander, Ronny
12	105	26,73	3,9282	69,6320	58,03	63 Hallberg, Martin
13	106	27,19	3,8985	69,1059	57,59	32 Mortensen, Rene
14	97	25,21	3,8477	68,2052	56,84	25 Sundh, Karl Johan
15	95	25,08	3,7879	67,1451	55,95	33 Bode, Jan
16	111	29,78	3,7273	66,0719	55,06	90 Sandberg, Anders
17	114	30,79	3,7025	65,6317	54,69	62 Sandell, Erik
18	110	30,47	3,6101	63,9939	53,33	98 Wysciecki, Roger
19	108	31,09	3,4738	61,5774	51,31	14 Andersson, Jonas
20	94	27,64	3,4009	60,2849	50,24	36 Löye, Michael
21	118	34,74	3,3967	60,2103	50,18	85 Törnqvist, Morgan
22	115	33,87	3,3953	60,1868	50,16	89 Krook, Oscar
23	64	19,42	3,2956	58,4183	48,68	67 Östling, Michael
24	104	32,02	3,2480	57,5745	47,98	31 Samuelsen, Carsten
25	104	34,85	2,9842	52,8992	44,08	35 Holm, Kent
26	114	41,52	2,7457	48,6705	40,56	12 Olsson, Anneli
27	73	28,67	2,5462	45,1350	37,61	2 Rigtrup, Jörgen
28	102	40,54	2,5160	44,6000	37,17	38 Lund, Tobias
29	116	49,07	2,3640	41,9045	34,92	11 Olsson, Sebastian
30	67	29,81	2,2476	39,8411	33,20	48 Persson, John
31	118	55,68	2,1193	37,5665	31,31	107 Palmquist, Christofer
32	80	71,83	1,1137	19,7425	16,45	101 Tollbom, Örjan
33	22	52,28	0,4208	7,4594	6,22	96 Blomqvist, Michael

PRODUCTION -- Overall Stage Results

SweDen Cup 3

Printed juni 22, 2010 at 21:18



Stage 5 -- Station 5

	PTS	TIME	HIT FACTOR	STAGE POINTS	STAGE PERCENT	COMPETITOR # Name
1	112	18,71	5,9861	120,0000	100,00	68 Hagemann, Lars
2	102	17,11	5,9614	119,5053	99,59	69 Gyllenberg, Rasmus
3	106	18,04	5,8758	117,7894	98,16	9 Tran, Faj
4	118	20,11	5,8677	117,6270	98,02	26 Björk, Jorgen
5	110	20,82	5,2834	105,9129	88,26	50 Hjelm, Tommy
6	118	22,47	5,2514	105,2727	87,73	4 Saxhøj, Ulrik
7	112	22,60	4,9558	99,3451	82,79	23 Gustafsson, Rickard
8	110	22,87	4,8098	96,4192	80,35	105 Göthager, Andreas
9	112	23,59	4,7478	95,1759	79,31	28 Andersson, Dan
10	104	21,98	4,7316	94,8512	79,04	24 OdgaardNexe, Adam
11	110	23,66	4,6492	93,1998	77,67	3 Larsen, Sören W
12	112	24,19	4,6300	92,8152	77,35	15 Jacobsson, Fredric
13	110	24,38	4,5119	90,4474	75,37	81 Appelkvist, Magnus
14	114	25,29	4,5077	90,3635	75,30	104 Ardemalm, Jonas
15	116	26,24	4,4207	88,6199	73,85	13 Spuhr, Håkan
16	108	24,47	4,4136	88,4763	73,73	27 Hermander, Tomas
17	112	25,52	4,3887	87,9781	73,32	17 Rohlen, Anders
18	102	24,39	4,1820	83,8350	69,86	86 Kronbäck, Christian
19	104	24,88	4,1801	83,7954	69,83	70 Wendelklint, Tony
20	116	28,74	4,0362	80,9111	67,43	30 Svensson, Tobias
21	114	29,14	3,9121	78,4246	65,35	49 Carlsson, Eric
22	102	26,71	3,8188	76,5532	63,79	77 Andersson, Jörgen K
23	116	31,06	3,7347	74,8675	62,39	64 Johansson, Daniel
24	112	30,11	3,7197	74,5666	62,14	39 Petrovic, Sasa
25	104	29,18	3,5641	71,4472	59,54	43 Hwass, Örjan
26	101	28,40	3,5563	71,2919	59,41	40 Janeman, Mikael
27	112	31,65	3,5387	70,9384	59,12	22 Carlsson, Andreas
28	106	30,06	3,5263	70,6893	58,91	83 Gunnarsson, Martin
29	114	33,31	3,4224	68,6068	57,17	42 Asplund, Mikael
30	114	33,33	3,4203	68,5656	57,14	65 Samuelsson, Weine
31	93	27,52	3,3794	67,7441	56,45	103 Molin, Martin
32	114	35,27	3,2322	64,7942	54,00	72 Lundin, Patrik
33	106	32,94	3,2180	64,5089	53,76	88 Oskarsson, Tina .
34	110	34,35	3,2023	64,1953	53,50	100 Jönsson, Lars
35	103	32,48	3,1712	63,5709	52,98	61 Rath Olsen, Ronny
36	118	37,89	3,1143	62,4302	52,03	94 Eneskär, Mikael
37	108	35,11	3,0760	61,6637	51,39	87 Selimaj, Enver
38	114	37,13	3,0703	61,5484	51,29	93 Mårtensson, Filip
39	103	36,95	2,7876	55,8804	46,57	75 Bäckman, Anders
40	105	38,30	2,7415	54,9576	45,80	73 Holm, Patrik
41	105	51,03	2,0576	41,2478	34,37	16 Ljungman, Henrik
42	26	23,93	1,0865	21,7805	18,15	71 Ohlsson, Anders
43	44	44,05	0,9989	20,0237	16,69	18 Jönsson, Daniel

Single Stack -- Overall Stage Results

SweDen Cup 3

Printed juni 22, 2010 at 21:18



Stage 5 -- Station 5

	PTS	TIME	HIT FACTOR	STAGE POINTS	STAGE PERCENT	COMPETITOR # Name
1	117	23,48	4,9830	120,0000	100,00	60 Nilsson, Daniel
2	119	30,82	3,8611	92,9839	77,49	59 Magnevall, Anders
3	110	34,76	3,1646	76,2090	63,51	99 Kalling, Henrik
4	116	40,33	2,8763	69,2665	57,72	10 Westerlund, Roger

REVOLVER (STANDARD) -- Overall Stage Results

SweDen Cup 3

Printed juni 22, 2010 at 21:18



Stage 5 -- Station 5

	PTS	TIME	HIT FACTOR	STAGE POINTS	STAGE PERCENT	COMPETITOR # Name
1	110	28,39	3,8746	120,0000	100,00	54 Lindfors, Anders
2	117	31,82	3,6769	113,8780	94,90	58 Nielsen, Steen Pico
3	114	31,22	3,6515	113,0904	94,24	56 Tiensuu, Roger
4	108	30,18	3,5785	110,8303	92,36	53 Björk, Jonas
5	112	37,46	2,9899	92,5986	77,17	78 Nilsson, Ola
6	110	42,49	2,5888	80,1789	66,82	79 Söderholm, Håkan
7	118	48,40	2,4380	75,5076	62,92	51 Bengtsson, Olof
8	98	41,31	2,3723	73,4725	61,23	80 Dahlbäck, Ola
9	101	44,89	2,2499	69,6828	58,07	57 Jensen, Hans Jörgen
10	114	50,67	2,2499	69,6800	58,07	37 Nielsen, Jens Bo
11	118	67,08	1,7591	54,4807	45,40	55 Abdellah, Mikael

OPEN -- Overall Stage Results

SweDen Cup 3

Printed juni 22, 2010 at 21:18



Stage 6 -- Station 6

	PTS	TIME	HIT FACTOR	STAGE POINTS	STAGE PERCENT	COMPETITOR # Name
1	68	11,65	5,8369	75,0000	100,00	5 Hjelm, Thomas
2	66	11,62	5,6799	72,9821	97,31	21 Gustafsson, Mattias
3	52	10,48	4,9618	63,7559	85,01	66 Larsson, Peter
4	65	19,48	3,3368	42,8749	57,17	92 Timofejeff, Andrej

STANDARD -- Overall Stage Results

SweDen Cup 3

Printed juni 22, 2010 at 21:18



Stage 6 -- Station 6

	PTS	TIME	HIT FACTOR	STAGE POINTS	STAGE PERCENT	COMPETITOR # Name
1	71	9,84	7,2154	75,0000	100,00	45 Kastell, Peter
2	71	10,75	6,6047	68,6512	91,53	1 Bäckström, Mats
3	67	10,43	6,4238	66,7711	89,03	8 Saltin, Robert
4	59	9,31	6,3373	65,8719	87,83	29 Jensen, Ralf K
5	73	11,87	6,1500	63,9249	85,23	19 Thörnberg, Jimmy
6	67	12,74	5,2590	54,6642	72,89	111 Sjöholm, Hans-Erik
7	73	14,32	5,0978	52,9880	70,65	38 Lund, Tobias
8	73	14,50	5,0345	52,3303	69,77	89 Krook, Oscar
9	69	13,97	4,9392	51,3394	68,45	32 Mortensen, Rene
10	63	12,77	4,9334	51,2800	68,37	31 Samuelsen, Carsten
11	73	15,12	4,8280	50,1844	66,91	33 Bode, Jan
12	59	12,38	4,7658	49,5370	66,05	36 Löye, Michael
13	65	14,18	4,5839	47,6470	63,53	48 Persson, John
14	67	15,13	4,4283	46,0293	61,37	95 Parasidis, Matheos
15	67	15,81	4,2378	44,0495	58,73	20 Olander, Ronny
16	69	16,42	4,2022	43,6791	58,24	76 Hellström, Tomas
17	65	15,57	4,1747	43,3933	57,86	25 Sundh, Karl Johan
18	67	16,31	4,1079	42,6991	56,93	6 Munk Anderssen, Peter
19	70	17,43	4,0161	41,7444	55,66	85 Törnqvist, Morgan
20	71	17,72	4,0068	41,6479	55,53	102 Molin, Marcus
21	61	16,37	3,7263	38,7328	51,64	63 Hallberg, Martin
22	54	15,64	3,4527	35,8885	47,85	98 Wysciecki, Roger
23	67	19,59	3,4201	35,5499	47,40	107 Palmquist, Christofer
24	40	11,97	3,3417	34,7347	46,31	2 Rigtrup, Jörgen
25	71	22,01	3,2258	33,5302	44,71	62 Sandell, Erik
26	63	19,62	3,2110	33,3764	44,50	14 Andersson, Jonas
27	73	25,20	2,8968	30,1107	40,15	11 Olsson, Sebastian
28	67	23,89	2,8045	29,1512	38,87	67 Östling, Michael
29	71	26,15	2,7151	28,2218	37,63	12 Olsson, Anneli
30	44	17,60	2,5000	25,9859	34,65	35 Holm, Kent
31	48	20,02	2,3976	24,9216	33,23	96 Blomqvist, Michael
32	73	33,96	2,1496	22,3436	29,79	101 Tollbom, Örjan
33	40	20,64	1,9380	20,1441	26,86	90 Sandberg, Anders

PRODUCTION -- Overall Stage Results

SweDen Cup 3

Printed juni 22, 2010 at 21:18



Stage 6 -- Station 6

	PTS	TIME	HIT FACTOR	STAGE POINTS	STAGE PERCENT	COMPETITOR # Name
1	71	11,08	6,4079	75,0000	100,00	9 Tran, Faj
2	71	11,44	6,2063	72,6399	96,85	68 Hagemann, Lars
3	67	10,93	6,1299	71,7459	95,66	26 Björk, Jorgen
4	69	11,68	5,9075	69,1431	92,19	50 Hjelm, Tommy
5	67	11,56	5,7958	67,8359	90,45	69 Gyllenberg, Rasmus
6	73	12,81	5,6987	66,6985	88,93	3 Larsen, Sören W
7	73	13,07	5,5853	65,3717	87,16	15 Jacobsson, Fredric
8	61	12,30	4,9593	58,0453	77,39	105 Göthager, Andreas
9	63	12,74	4,9451	57,8780	77,17	104 Ardemalm, Jonas
10	65	13,36	4,8653	56,9442	75,93	27 Hermander, Tomas
11	75	15,42	4,8638	56,9272	75,90	49 Carlsson, Eric
12	67	14,62	4,5828	53,6377	71,52	86 Kronbäck, Christian
13	67	14,72	4,5516	53,2733	71,03	24 OdgaardNexe, Adam
14	65	15,02	4,3276	50,6508	67,53	77 Andersson, Jörgen K
15	71	16,73	4,2439	49,6712	66,23	103 Molin, Martin
16	61	14,48	4,2127	49,3065	65,74	70 Wendelklint, Tony
17	63	15,05	4,1860	48,9944	65,33	39 Petrovic, Sasa
18	61	15,32	3,9817	46,6030	62,14	72 Lundin, Patrik
19	65	16,51	3,9370	46,0796	61,44	28 Andersson, Dan
20	67	17,32	3,8684	45,2762	60,37	83 Gunnarsson, Martin
21	63	16,41	3,8391	44,9340	59,91	88 Oskarsson, Tina .
22	65	17,25	3,7681	44,1029	58,80	13 Spuhr, Håkan
23	63	16,94	3,7190	43,5281	58,04	40 Janeman, Mikael
24	73	19,88	3,6720	42,9783	57,30	23 Gustafsson, Rickard
25	69	18,82	3,6663	42,9113	57,22	30 Svensson, Tobias
26	69	19,20	3,5938	42,0621	56,08	43 Hwass, Örjan
27	67	19,12	3,5042	41,0138	54,69	65 Samuelsson, Weine
28	65	18,59	3,4965	40,9239	54,57	71 Ohlsson, Anders
29	67	19,36	3,4607	40,5053	54,01	100 Jönsson, Lars
30	61	18,13	3,3646	39,3799	52,51	64 Johansson, Daniel
31	57	17,69	3,2222	37,7129	50,28	73 Holm, Patrik
32	67	20,87	3,2103	37,5747	50,10	61 Rath Olsen, Ronny
33	65	20,81	3,1235	36,5581	48,74	94 Eneskär, Mikael
34	67	21,69	3,0890	36,1541	48,21	18 Jönsson, Daniel
35	73	24,52	2,9772	34,8454	46,46	22 Carlsson, Andreas
36	46	16,08	2,8607	33,4822	44,64	4 Saxhøj, Ulrik
37	52	18,87	2,7557	32,2533	43,00	87 Selimaj, Enver
38	61	24,19	2,5217	29,5146	39,35	93 Mårtensson, Filip
39	69	28,33	2,4356	28,5066	38,01	16 Ljungman, Henrik
40	67	27,58	2,4293	28,4330	37,91	75 Bäckman, Anders
41	50	23,47	2,1304	24,9344	33,25	42 Asplund, Mikael
42	16	13,00	1,2308	14,4052	19,21	81 Appelkvist, Magnus
43	10	17,98	0,5562	6,5096	8,68	17 Rohlen, Anders

Single Stack -- Overall Stage Results

SweDen Cup 3

Printed juni 22, 2010 at 21:18




Stage 6 -- Station 6

	PTS	TIME	HIT FACTOR	STAGE POINTS	STAGE PERCENT	COMPETITOR # Name
1	68	13,39	5,0784	75,0000	100,00	60 Nilsson, Daniel
2	73	15,48	4,7158	69,6442	92,86	59 Magnevall, Anders
3	63	18,92	3,3298	49,1759	65,57	10 Westerlund, Roger
4	68	20,67	3,2898	48,5849	64,78	99 Kalling, Henrik

REVOLVER (STANDARD) -- Overall Stage Results

SweDen Cup 3

Printed juni 22, 2010 at 21:18



Stage 6 -- Station 6

	PTS	TIME	HIT FACTOR	STAGE POINTS	STAGE PERCENT	COMPETITOR # Name
1	72	14,90	4,8322	75,0000	100,00	54 Lindfors, Anders
2	73	16,33	4,4703	69,3828	92,51	56 Tiensuu, Roger
3	70	17,30	4,0462	62,8011	83,73	78 Nilsson, Ola
4	71	18,92	3,7526	58,2441	77,66	58 Nielsen, Steen Pico
5	65	17,67	3,6786	57,0942	76,13	79 Söderholm, Håkan
6	74	25,32	2,9226	45,3610	60,48	80 Dahlbäck, Ola
7	72	26,51	2,7160	42,1539	56,21	53 Björk, Jonas
8	67	27,40	2,4453	37,9524	50,60	51 Bengtsson, Olof
9	68	28,16	2,4148	37,4793	49,97	57 Jensen, Hans Jörgen
10	52	27,72	1,8759	29,1156	38,82	37 Nielsen, Jens Bo
11	75	82,20	0,9124	14,1613	18,88	55 Abdellah, Mikael

OPEN -- Overall Stage Results

SweDen Cup 3

Printed juni 22, 2010 at 21:18



Stage 7 -- Station 7

	PTS	TIME	HIT FACTOR	STAGE POINTS	STAGE PERCENT	COMPETITOR # Name
1	29	4,54	6,3877	30,0000	100,00	66 Larsson, Peter
2	30	5,14	5,8366	27,4118	91,37	21 Gustafsson, Mattias
3	28	20,97	1,3352	6,2710	20,90	5 Hjelm, Thomas
4	9	9,20	0,9783	4,5945	15,31	92 Timofejeff, Andrej

STANDARD -- Overall Stage Results

SweDen Cup 3

Printed juni 22, 2010 at 21:18



Stage 7 -- Station 7

	PTS	TIME	HIT FACTOR	STAGE POINTS	STAGE PERCENT	COMPETITOR # Name
1	30	3,52	8,5227	30,0000	100,00	1 Bäckström, Mats
2	29	4,22	6,8720	24,1896	80,63	8 Saltin, Robert
3	28	4,16	6,7308	23,6923	78,97	45 Kastell, Peter
4	28	4,16	6,7308	23,6923	78,97	67 Östling, Michael
5	26	3,93	6,6158	23,2875	77,63	29 Jensen, Ralf K
6	28	4,30	6,5116	22,9209	76,40	48 Persson, John
7	26	4,53	5,7395	20,2031	67,34	36 Löye, Michael
8	30	5,38	5,5762	19,6283	65,43	6 Munk Anderssen, Peter
9	26	4,77	5,4507	19,1866	63,96	33 Bode, Jan
10	27	5,04	5,3571	18,8571	62,86	90 Sandberg, Anders
11	28	5,48	5,1095	17,9854	59,95	25 Sundh, Karl Johan
12	27	5,36	5,0373	17,7313	59,10	95 Parasidis, Matheos
13	28	5,59	5,0089	17,6315	58,77	63 Hallberg, Martin
14	30	6,14	4,8860	17,1987	57,33	76 Hellström, Tomas
15	24	5,06	4,7431	16,6957	55,65	31 Samuelsen, Carsten
16	29	6,14	4,7231	16,6254	55,42	89 Krook, Oscar
17	30	6,37	4,7096	16,5777	55,26	107 Palmquist, Christofer
18	18	3,94	4,5685	16,0812	53,60	111 Sjöholm, Hans-Erik
19	28	7,08	3,9548	13,9209	46,40	62 Sandell, Erik
20	24	6,11	3,9280	13,8265	46,09	19 Thörnberg, Jimmy
21	29	7,73	3,7516	13,2057	44,02	102 Molin, Marcus
22	18	4,81	3,7422	13,1726	43,91	2 Rigtrup, Jörgen
23	24	6,52	3,6810	12,9571	43,19	35 Holm, Kent
24	30	8,49	3,5336	12,4382	41,46	20 Olander, Ronny
25	28	8,39	3,3373	11,7473	39,16	11 Olsson, Sebastian
26	18	5,48	3,2847	11,5620	38,54	96 Blomqvist, Michael
27	30	9,78	3,0675	10,7975	35,99	14 Andersson, Jonas
28	30	9,86	3,0426	10,7099	35,70	101 Tollbom, Örjan
29	30	16,04	1,8703	6,5835	21,95	12 Olsson, Anneli
30	13	8,16	1,5931	5,6078	18,69	85 Törnqvist, Morgan
31	5	4,55	1,0989	3,8681	12,89	98 Wysciecki, Roger
32	0	4,76	0,0000	0,0000	0,00	38 Lund, Tobias
33	0	2,96	0,0000	0,0000	0,00	32 Mortensen, Rene

PRODUCTION -- Overall Stage Results

SweDen Cup 3

Printed juni 22, 2010 at 21:18



Stage 7 -- Station 7

	PTS	TIME	HIT FACTOR	STAGE POINTS	STAGE PERCENT	COMPETITOR # Name
1	26	3,28	7,9268	30,0000	100,00	50 Hjelm, Tommy
2	28	3,63	7,7135	29,1926	97,31	26 Björk, Jorgen
3	28	3,63	7,7135	29,1926	97,31	69 Gyllenberg, Rasmus
4	30	4,19	7,1599	27,0975	90,32	39 Petrovic, Sasa
5	30	4,26	7,0423	26,6522	88,84	24 OdgaardNexe, Adam
6	26	4,01	6,4838	24,5387	81,80	3 Larsen, Sören W
7	26	4,16	6,2500	23,6538	78,85	27 Hermander, Tomas
8	28	4,50	6,2222	23,5487	78,50	105 Göthager, Andreas
9	18	3,10	5,8065	21,9752	73,25	9 Tran, Faj
10	28	4,96	5,6452	21,3648	71,22	49 Carlsson, Eric
11	26	4,92	5,2846	20,0000	66,67	15 Jacobsson, Fredric
12	16	3,05	5,2459	19,8537	66,18	68 Hagemann, Lars
13	26	5,06	5,1383	19,4466	64,82	77 Andersson, Jörgen K
14	22	4,33	5,0808	19,2290	64,10	83 Gunnarsson, Martin
15	28	5,58	5,0179	18,9909	63,30	61 Rath Olsen, Ronny
16	28	5,75	4,8696	18,4294	61,43	22 Carlsson, Andreas
17	22	4,58	4,8035	18,1794	60,60	70 Wendelklint, Tony
18	28	5,94	4,7138	17,8399	59,47	100 Jönsson, Lars
19	22	4,69	4,6908	17,7530	59,18	4 Saxhøj, Ulrik
20	24	5,13	4,6784	17,7058	59,02	28 Andersson, Dan
21	22	4,90	4,4898	16,9921	56,64	43 Hwass, Örjan
22	24	5,38	4,4610	16,8830	56,28	86 Kronbäck, Christian
23	28	6,33	4,4234	16,7408	55,80	42 Asplund, Mikael
24	30	6,93	4,3290	16,3836	54,61	16 Ljungman, Henrik
25	28	6,54	4,2813	16,2032	54,01	13 Spuhr, Håkan
26	22	5,21	4,2226	15,9811	53,27	104 Ardemalm, Jonas
27	26	6,19	4,2003	15,8966	52,99	103 Molin, Martin
28	26	6,21	4,1868	15,8454	52,82	88 Oskarsson, Tina .
29	30	7,17	4,1841	15,8352	52,78	18 Jönsson, Daniel
30	18	4,31	4,1763	15,8058	52,69	81 Appelkvist, Magnus
31	26	6,23	4,1734	15,7945	52,65	30 Svensson, Tobias
32	28	7,00	4,0000	15,1385	50,46	64 Johansson, Daniel
33	28	7,21	3,8835	14,6975	48,99	94 Eneskär, Mikael
34	30	7,89	3,8023	14,3902	47,97	23 Gustafsson, Rickard
35	22	5,86	3,7543	14,2085	47,36	40 Janeman, Mikael
36	20	5,35	3,7383	14,1481	47,16	17 Rohlen, Anders
37	26	7,27	3,5763	13,5351	45,12	65 Samuelsson, Weine
38	24	7,34	3,2698	12,3748	41,25	73 Holm, Patrik
39	22	6,84	3,2164	12,1727	40,58	71 Ohlsson, Anders
40	30	9,57	3,1348	11,8640	39,55	93 Mårtensson, Filip
41	16	5,40	2,9630	11,2137	37,38	87 Selimaj, Enver
42	22	7,78	2,8278	10,7020	35,67	72 Lundin, Patrik
43	30	12,05	2,4896	9,4223	31,41	75 Bäckman, Anders

Single Stack -- Overall Stage Results

SweDen Cup 3

Printed juni 22, 2010 at 21:18



Stage 7 -- Station 7

	PTS	TIME	HIT FACTOR	STAGE POINTS	STAGE PERCENT	COMPETITOR # Name
1	28	4,11	6,8127	30,0000	100,00	60 Nilsson, Daniel
2	28	4,84	5,7851	25,4752	84,92	59 Magnevall, Anders
3	30	7,67	3,9113	17,2239	57,41	99 Kalling, Henrik
4	20	6,17	3,2415	14,2741	47,58	10 Westerlund, Roger

REVOLVER (STANDARD) -- Overall Stage Results

SweDen Cup 3

Printed juni 22, 2010 at 21:18




Stage 7 -- Station 7

	PTS	TIME	HIT FACTOR	STAGE POINTS	STAGE PERCENT	COMPETITOR # Name
1	29	4,69	6,1834	30,0000	100,00	53 Björk, Jonas
2	28	4,69	5,9701	28,9655	96,55	54 Lindfors, Anders
3	30	5,72	5,2448	25,4461	84,82	56 Tiensuu, Roger
4	30	5,96	5,0336	24,4214	81,40	58 Nielsen, Steen Pico
5	27	5,56	4,8561	23,5605	78,54	79 Söderholm, Håkan
6	30	6,47	4,6368	22,4964	74,99	80 Dahlbäck, Ola
7	29	6,32	4,5886	22,2627	74,21	78 Nilsson, Ola
8	27	6,72	4,0179	19,4935	64,98	57 Jensen, Hans Jörgen
9	28	7,68	3,6458	17,6886	58,96	37 Nielsen, Jens Bo
10	28	9,10	3,0769	14,9284	49,76	51 Bengtsson, Olof
11	30	10,81	2,7752	13,4645	44,88	55 Abdellah, Mikael

OPEN -- Overall Stage Results

SweDen Cup 3

Printed juni 22, 2010 at 21:18



Stage 8 -- Station 8

	PTS	TIME	HIT FACTOR	STAGE POINTS	STAGE PERCENT	COMPETITOR # Name
1	24	4,73	5,0740	30,0000	100,00	66 Larsson, Peter
2	26	6,09	4,2693	25,2422	84,14	5 Hjelm, Thomas
3	26	35,71	0,7281	4,3048	14,35	92 Timofejeff, Andrej
4	3	5,93	0,5059	2,9911	9,97	21 Gustafsson, Mattias

STANDARD -- Overall Stage Results

SweDen Cup 3

Printed juni 22, 2010 at 21:18



Stage 8 -- Station 8

	PTS	TIME	HIT FACTOR	STAGE POINTS	STAGE PERCENT	COMPETITOR # Name
1	28	5,42	5,1661	30,0000	100,00	1 Bäckström, Mats
2	29	5,63	5,1510	29,9125	99,71	67 Östling, Michael
3	27	6,05	4,4628	25,9162	86,39	8 Saltin, Robert
4	28	6,74	4,1543	24,1246	80,42	95 Parasidis, Matheos
5	27	6,69	4,0359	23,4369	78,12	45 Kastell, Peter
6	26	6,63	3,9216	22,7731	75,91	32 Mortensen, Rene
7	28	8,48	3,3019	19,1745	63,92	6 Munk Anderssen, Peter
8	26	8,10	3,2099	18,6402	62,13	63 Hallberg, Martin
9	26	8,10	3,2099	18,6402	62,13	85 Törnqvist, Morgan
10	26	8,39	3,0989	17,9959	59,99	90 Sandberg, Anders
11	24	8,33	2,8812	16,7313	55,77	20 Olander, Ronny
12	28	10,06	2,7833	16,1630	53,88	89 Krook, Oscar
13	24	9,22	2,6030	15,1162	50,39	98 Wysciecki, Roger
14	26	10,04	2,5896	15,0384	50,13	76 Hellström, Tomas
15	15	6,36	2,3585	13,6961	45,65	38 Lund, Tobias
16	24	10,56	2,2727	13,1981	43,99	19 Thörnberg, Jimmy
17	14	6,42	2,1807	12,6636	42,21	29 Jensen, Ralf K
18	26	12,92	2,0124	11,6862	38,95	96 Blomqvist, Michael
19	13	6,96	1,8678	10,8467	36,16	33 Bode, Jan
20	22	14,99	1,4676	8,5228	28,41	11 Olsson, Sebastian
21	26	19,04	1,3655	7,9299	26,43	12 Olsson, Anneli
22	16	12,17	1,3147	7,6347	25,45	102 Molin, Marcus
23	16	12,83	1,2471	7,2420	24,14	35 Holm, Kent
24	11	9,47	1,1616	6,7454	22,48	36 Löye, Michael
25	20	17,94	1,1148	6,4740	21,58	25 Sundh, Karl Johan
26	18	17,32	1,0393	6,0351	20,12	48 Persson, John
27	18	18,25	0,9863	5,7276	19,09	2 Rigtrup, Jörgen
28	11	12,45	0,8835	5,1308	17,10	62 Sandell, Erik
29	9	10,69	0,8419	4,8891	16,30	31 Samuelson, Carsten
30	13	36,46	0,3566	2,0706	6,90	101 Tollbom, Örjan
31	1	10,64	0,0940	0,5458	1,82	107 Palmquist, Christofer
32	0	10,13	0,0000	0,0000	0,00	14 Andersson, Jonas
33	0	6,20	0,0000	0,0000	0,00	111 Sjöholm, Hans-Erik

PRODUCTION -- Overall Stage Results

SweDen Cup 3

Printed juni 22, 2010 at 21:18



Stage 8 -- Station 8

	PTS	TIME	HIT FACTOR	STAGE POINTS	STAGE PERCENT	COMPETITOR # Name
1	28	5,49	5,1002	30,0000	100,00	50 Hjelm, Tommy
2	28	6,16	4,5455	26,7370	89,12	3 Larsen, Sören W
3	24	5,85	4,1026	24,1319	80,44	69 Gyllenberg, Rasmus
4	28	6,95	4,0288	23,6978	78,99	81 Appelkvist, Magnus
5	30	7,64	3,9267	23,0974	76,99	104 Ardemalm, Jonas
6	28	7,44	3,7634	22,1371	73,79	61 Rath Olsen, Ronny
7	26	6,91	3,7627	22,1325	73,78	26 Björk, Jorgen
8	26	7,16	3,6313	21,3597	71,20	49 Carlsson, Eric
9	22	6,13	3,5889	21,1105	70,37	15 Jacobsson, Fredric
10	28	8,31	3,3694	19,8195	66,06	40 Janeman, Mikael
11	24	7,49	3,2043	18,8480	62,83	9 Tran, Faj
12	30	9,67	3,1024	18,2486	60,83	30 Svensson, Tobias
13	26	8,90	2,9213	17,1838	57,28	71 Ohlsson, Anders
14	22	7,68	2,8646	16,8499	56,17	86 Kronbäck, Christian
15	20	7,14	2,8011	16,4766	54,92	77 Andersson, Jörgen K
16	24	8,70	2,7586	16,2266	54,09	27 Hermander, Tomas
17	30	11,04	2,7174	15,9841	53,28	16 Ljungman, Henrik
18	26	9,63	2,6999	15,8812	52,94	100 Jönsson, Lars
19	18	6,95	2,5899	15,2343	50,78	24 OdgaardNexe, Adam
20	26	10,37	2,5072	14,7479	49,16	22 Carlsson, Andreas
21	28	11,17	2,5067	14,7449	49,15	64 Johansson, Daniel
22	26	10,60	2,4528	14,4279	48,09	4 Saxhøj, Ulrik
23	24	9,82	2,4440	14,3759	47,92	23 Gustafsson, Rickard
24	30	12,36	2,4272	14,2770	47,59	88 Oskarsson, Tina .
25	26	11,16	2,3297	13,7039	45,68	103 Molin, Martin
26	28	13,91	2,0129	11,8404	39,47	13 Spuhr, Håkan
27	22	12,55	1,7530	10,3113	34,37	28 Andersson, Dan
28	22	12,64	1,7405	10,2379	34,13	73 Holm, Patrik
29	24	14,39	1,6678	9,8104	32,70	70 Wendelklint, Tony
30	11	6,95	1,5827	9,3099	31,03	105 Göthager, Andreas
31	18	11,42	1,5762	9,2713	30,90	87 Selimaj, Enver
32	24	15,35	1,5635	9,1968	30,66	43 Hwass, Örjan
33	28	18,43	1,5193	8,9365	29,79	75 Bäckman, Anders
34	14	9,35	1,4973	8,8075	29,36	68 Hagemann, Lars
35	12	13,91	0,8627	5,0745	16,91	72 Lundin, Patrik
36	13	15,18	0,8564	5,0374	16,79	17 Rohlen, Anders
37	30	37,40	0,8021	4,7183	15,73	65 Samuelsson, Weine
38	5	10,26	0,4873	2,8665	9,56	42 Asplund, Mikael
39	10	29,15	0,3431	2,0179	6,73	18 Jönsson, Daniel
40	11	70,94	0,1551	0,9121	3,04	93 Mårtensson, Filip
41	0	6,41	0,0000	0,0000	0,00	83 Gunnarsson, Martin
42	0	10,56	0,0000	0,0000	0,00	39 Petrovic, Sasa
43	0	10,04	0,0000	0,0000	0,00	94 Eneskär, Mikael

Single Stack -- Overall Stage Results

SweDen Cup 3

Printed juni 22, 2010 at 21:18




Stage 8 -- Station 8

	PTS	TIME	HIT FACTOR	STAGE POINTS	STAGE PERCENT	COMPETITOR # Name
1	28	6,77	4,1359	30,0000	100,00	60 Nilsson, Daniel
2	29	7,15	4,0559	29,4201	98,07	59 Magnevall, Anders
3	29	10,93	2,6532	19,2455	64,15	99 Kalling, Henrik
4	9	10,78	0,8349	6,0559	20,19	10 Westerlund, Roger

REVOLVER (STANDARD) -- Overall Stage Results

SweDen Cup 3

Printed juni 22, 2010 at 21:18



Stage 8 -- Station 8

	PTS	TIME	HIT FACTOR	STAGE POINTS	STAGE PERCENT	COMPETITOR # Name
1	29	6,74	4,3027	30,0000	100,00	56 Tiensuu, Roger
2	24	10,42	2,3033	16,0593	53,53	37 Nielsen, Jens Bo
3	29	14,09	2,0582	14,3506	47,84	80 Dahlbäck, Ola
4	28	14,41	1,9431	13,5481	45,16	57 Jensen, Hans Jörgen
5	28	14,44	1,9391	13,5199	45,07	79 Söderholm, Håkan
6	26	13,75	1,8909	13,1842	43,95	54 Lindfors, Anders
7	30	19,26	1,5576	10,8605	36,20	53 Björk, Jonas
8	30	22,02	1,3624	9,4992	31,66	78 Nilsson, Ola
9	28	22,47	1,2461	8,6884	28,96	51 Bengtsson, Olof
10	30	24,08	1,2458	8,6866	28,96	55 Abdellah, Mikael
11	19	28,27	0,6721	4,6861	15,62	58 Nielsen, Steen Pico

SweDen Cup 3

Printed juni 22, 2010 at 21:18



Disqualified Shooters

No.	Name
------------	-------------

46	Borg, Björn
82	Wessman, Micke
109	Wigvall, Martin