

OPEN -- Overall Stage Results

IPSC CUPEN 1 Open & Rev

Printed juli 7, 2009 at 5:39




Stage 1 -- CLC-05

	PTS	TIME	HIT FACTOR	STAGE POINTS	STAGE PERCENT	COMPETITOR # Name
1	35	5,81	6,0241	40,0000	100,00	4 Thim, Anders 153
2	32	6,24	5,1282	34,0513	85,13	2 Johannesson, Stefan 288
3	22	6,20	3,5484	23,5613	58,90	1 Gyllenberg, Rasmus 1355
4	18	8,66	2,0785	13,8014	34,50	3 Wendelklint, Tony

REVOLVER (STANDARD) -- Overall Stage Results

IPSC CUPEN 1 Open & Rev

Printed juli 7, 2009 at 5:39



Stage 1 -- CLC-05

	PTS	TIME	HIT FACTOR	STAGE POINTS	STAGE PERCENT	COMPETITOR # Name
1	32	9,23	3,4670	40,0000	100,00	6 Bergfeldt, Per 597
2	36	13,51	2,6647	30,7439	76,86	9 Svensson, Daniel 979
3	28	11,09	2,5248	29,1298	72,82	7 Forsberg, Jim
4	28	11,36	2,4648	28,4375	71,09	5 Egemalm, Per
5	23	11,41	2,0158	23,2570	58,14	10 Jansson, Mikael 914
6	19	12,79	1,4855	17,1394	42,85	8 Lindblå, Magnus
7	0	15,08	0,0000	0,0000	0,00	11 Hellström, Tomas 1636

OPEN -- Overall Stage Results

IPSC CUPEN 1 Open & Rev

Printed juli 7, 2009 at 5:39




Stage 2 -- CLC-13

	PTS	TIME	HIT FACTOR	STAGE POINTS	STAGE PERCENT	COMPETITOR # Name
1	52	6,18	8,4142	60,0000	100,00	2 Johannesson, Stefan 288
2	52	6,42	8,0997	57,7570	96,26	1 Gyllenberg, Rasmus 1355
3	42	7,22	5,8172	41,4809	69,13	3 Wendelklint, Tony
4	24	9,74	2,4641	17,5707	29,28	4 Thim, Anders 153

REVOLVER (STANDARD) -- Overall Stage Results

IPSC CUPEN 1 Open & Rev

Printed juli 7, 2009 at 5:39



Stage 2 -- CLC-13

	PTS	TIME	HIT FACTOR	STAGE POINTS	STAGE PERCENT	COMPETITOR # Name	
1	51	7,73	6,5977	60,0000	100,00	6 Bergfeldt, Per	597
2	52	9,30	5,5914	50,8488	84,75	10 Jansson, Mikael	914
3	42	8,80	4,7727	43,4037	72,34	9 Svensson, Daniel	979
4	48	12,61	3,8065	34,6168	57,69	5 Egemalm, Per	
5	51	15,33	3,3268	30,2544	50,42	11 Hellström, Tomas	1636
6	42	13,03	3,2233	29,3133	48,86	7 Forsberg, Jim	
7	38	12,47	3,0473	27,7126	46,19	8 Lindblå, Magnus	

OPEN -- Overall Stage Results

IPSC CUPEN 1 Open & Rev

Printed juli 7, 2009 at 5:39




Stage 3 -- CLC-47

	PTS	TIME	HIT FACTOR	STAGE POINTS	STAGE PERCENT	COMPETITOR # Name
1	26	6,53	3,9816	30,0000	100,00	2 Johannesson, Stefan 288
2	26	6,64	3,9157	29,5030	98,34	1 Gyllenberg, Rasmus 1355
3	20	17,37	1,1514	8,6754	28,92	3 Wendelklint, Tony
4	10	31,08	0,3218	2,4243	8,08	4 Thim, Anders 153

REVOLVER (STANDARD) -- Overall Stage Results

IPSC CUPEN 1 Open & Rev

Printed juli 7, 2009 at 5:39



Stage 3 -- CLC-47

	PTS	TIME	HIT FACTOR	STAGE POINTS	STAGE PERCENT	COMPETITOR # Name	
1	28	7,88	3,5533	30,0000	100,00	10 Jansson, Mikael	914
2	28	9,21	3,0402	25,6678	85,56	6 Bergfeldt, Per	597
3	26	12,65	2,0553	17,3529	57,84	7 Forsberg, Jim	
4	27	17,22	1,5679	13,2379	44,13	8 Lindblå, Magnus	
5	26	16,95	1,5339	12,9507	43,17	11 Hellström, Tomas	1636
6	13	13,64	0,9531	8,0467	26,82	5 Egemalm, Per	
7	14	16,48	0,8495	7,1723	23,91	9 Svensson, Daniel	979

OPEN -- Overall Match Results

IPSC CUPEN 1 Open & Rev

Printed juli 7, 2009 at 7:09



	<u>%</u>	<u>Points</u>	<u>Competitor</u>	<u>Cat</u>	<u>Reg</u>	<u>Cls</u>	<u>Tag</u>	<u>ICS</u>
1	100,00	124,0513	2 Johannesson, Stefan 288					SWE
2	89,34	110,8213	1 Gyllenberg, Rasmus 1355					SWE
3	51,56	63,9577	3 Wendelklint, Tony					SWE
4	48,36	59,9949	4 Thim, Anders 153	S				SWE

REVOLVER (STANDARD) -- Overall Match Results

IPSC CUPEN 1 Open & Rev

Printed juli 7, 2009 at 7:09



	<u>%</u>	<u>Points</u>	<u>Competitor</u>	<u>Cat</u>	<u>Reg</u>	<u>Cls</u>	<u>Tag</u>	<u>ICS</u>
1	100,00	125,6678	6 Bergfeldt, Per 597					SWE
2	82,84	104,1058	10 Jansson, Mikael 914					SWE
3	64,71	81,3200	9 Svensson, Daniel 979					SWE
4	60,31	75,7961	7 Forsberg, Jim					SWE
5	56,58	71,1010	5 Egemalm, Per					SWE
6	46,23	58,0899	8 Lindblå, Magnus					SWE
7	34,38	43,2051	11 Hellström, Tomas 1636					SWE

PRODUCTION -- Overall Match Results

IPSC CUPEN 1_prod

Printed juli 7, 2009 at 7:09



	<u>%</u>	<u>Points</u>	<u>Competitor</u>	<u>Cat</u>	<u>Reg</u>	<u>Cls</u>	<u>Tag</u>	<u>ICS</u>
1	100,00	116,2408	2 Johannesson, Stefan 288					SWE
2	99,99	116,2333	1 Gyllenberg, Rasmus 1355					SWE
3	83,29	96,8137	9 Åström, Patrik 1457					SWE
4	80,92	94,0601	8 Svensson, Anders 912					SWE
5	73,02	84,8784	4 Marklund, Tord					SWE
6	47,23	54,9025	5 Lindblå, Magnus					SWE
7	39,81	46,2783	6 Björk, Robert					SWE
8	35,16	40,8752	3 Wendelklint, Tony					SWE
9	31,96	37,1559	11 Byberg, Per 1627					SWE
10	27,83	32,3497	10 Bengtsson, Mikael					SWE
11	20,99	24,3950	7 Berglund, Ulf 1645					SWE

PRODUCTION -- Overall Stage Results

IPSC CUPEN 1_prod

Printed juli 7, 2009 at 5:06



Stage 1 -- CLC-05

	PTS	TIME	HIT FACTOR	STAGE POINTS	STAGE PERCENT	COMPETITOR # Name
1	32	5,21	6,1420	40,0000	100,00	9 Åström, Patrik 1457
2	32	6,23	5,1364	33,4510	83,63	1 Gyllenberg, Rasmus 1355
3	30	5,88	5,1020	33,2270	83,07	2 Johannesson, Stefan 288
4	32	7,56	4,2328	27,5661	68,92	8 Svensson, Anders 912
5	26	8,03	3,2379	21,0865	52,72	4 Marklund, Tord
6	32	10,05	3,1841	20,7363	51,84	5 Lindblå, Magnus
7	30	10,18	2,9470	19,1920	47,98	7 Berglund, Ulf 1645
8	26	9,05	2,8729	18,7099	46,77	6 Björk, Robert
9	32	11,33	2,8244	18,3936	45,98	11 Byberg, Per 1627
10	6	8,92	0,6726	4,3806	10,95	3 Wendelklint, Tony
11	0	12,54	0,0000	0,0000	0,00	10 Bengtsson, Mikael

PRODUCTION -- Overall Stage Results

IPSC CUPEN 1_prod

Printed juli 7, 2009 at 5:06



Stage 2 -- CLC-13

	PTS	TIME	HIT FACTOR	STAGE POINTS	STAGE PERCENT	COMPETITOR # Name
1	58	6,23	9,3098	60,0000	100,00	2 Johannesson, Stefan 288
2	60	7,24	8,2873	53,4102	89,02	1 Gyllenberg, Rasmus 1355
3	50	7,63	6,5531	42,2335	70,39	9 Åström, Patrik 1457
4	54	8,25	6,5455	42,1843	70,31	4 Marklund, Tord
5	50	8,83	5,6625	36,4939	60,82	8 Svensson, Anders 912
6	42	9,04	4,6460	29,9428	49,90	10 Bengtsson, Mikael
7	38	10,67	3,5614	22,9525	38,25	3 Wendelklint, Tony
8	40	13,74	2,9112	18,7622	31,27	11 Byberg, Per 1627
9	28	10,10	2,7723	17,8668	29,78	5 Lindblå, Magnus
10	21	8,82	2,3810	15,3448	25,57	6 Björk, Robert
11	0	8,49	0,0000	0,0000	0,00	7 Berglund, Ulf 1645

PRODUCTION -- Overall Stage Results

IPSC CUPEN 1_prod

Printed juli 7, 2009 at 5:06



Stage 3 -- CLC-47

	PTS	TIME	HIT FACTOR	STAGE POINTS	STAGE PERCENT	COMPETITOR # Name
1	30	5,78	5,1903	30,0000	100,00	8 Svensson, Anders 912
2	28	5,51	5,0817	29,3721	97,91	1 Gyllenberg, Rasmus 1355
3	26	6,53	3,9816	23,0138	76,71	2 Johannesson, Stefan 288
4	28	7,49	3,7383	21,6075	72,02	4 Marklund, Tord
5	26	9,22	2,8200	16,2993	54,33	5 Lindblå, Magnus
6	28	11,10	2,5225	14,5802	48,60	9 Åström, Patrik 1457
7	22	9,39	2,3429	13,5421	45,14	3 Wendelklint, Tony
8	28	13,24	2,1148	12,2236	40,75	6 Björk, Robert
9	11	12,22	0,9002	5,2029	17,34	7 Berglund, Ulf 1645
10	7	16,81	0,4164	2,4069	8,02	10 Bengtsson, Mikael
11	0	19,20	0,0000	0,0000	0,00	11 Byberg, Per 1627

STANDARD -- Overall Match Results

IPSC CUPEN 1

Printed juli 7, 2009 at 4:34



	<u>%</u>	<u>Points</u>	<u>Competitor</u>	<u>Cat</u>	<u>Reg</u>	<u>Cls</u>	<u>Tag</u>	<u>ICS</u>
1	100,00	130,0000	12 Bäckström, Mats O					SWE
2	78,84	102,4925	21 Andersson, Tord 195					SWE
3	78,02	101,4234	26 Johannesson, Stefan 288					SWE
4	77,78	101,1199	25 Gyllenberg, Rasmus 1355					SWE
5	75,48	98,1246	5 Svedlund, Patrik 1048					SWE
6	74,29	96,5766	13 Holmberg, Daniel					SWE
7	73,58	95,6575	22 Ingemarsson, Lars-Åke 401					SWE
8	73,08	95,0030	3 Ekstrand, Thomas 1055					SWE
9	69,44	90,2664	29 Marklund, Tord					SWE
10	65,22	84,7883	2 Parhammar, Mats 1073					SWE
11	61,01	79,3109	19 Jansson, Mikael 914					SWE
12	59,88	77,8471	10 Thim, Anders 153	S				SWE
13	59,72	77,6340	27 Back, Christer 299					SWE
14	56,50	73,4449	14 Wysicki, Roger 1564					SWE
15	56,17	73,0239	4 Lundgren, Thomas 1416					SWE
16	54,65	71,0408	8 Forsberg, Jim					SWE
17	51,61	67,0942	1 Maternlindewald, Henrik 1353	S				SWE
18	50,04	65,0463	18 Lundberg, Peter 1630					SWE
19	47,29	61,4729	28 Wendelklint, Tony					SWE
20	46,39	60,3075	7 Svensson, Daniel 979					SWE
21	45,57	59,2418	17 Dahlbäck, Ola 1628					SWE
22	44,27	57,5552	24 Hjelm, Thomas 1304					SWE
23	37,51	48,7680	9 Bergfeldt, Per 597					SWE
24	36,32	47,2152	23 Borg, Björn					SWE
25	35,49	46,1362	20 Svensson, Anders 912					SWE
26	35,37	45,9745	11 Bengtsson, Mikael					SWE
27	23,42	30,4480	15 Abrahamsson, Johan 1629					SWE
28	20,23	26,3033	16 Nordbäck, Patrick					SWE
29	18,40	23,9149	6 Lundin, Per 582					SWE

STANDARD -- Overall Stage Results

IPSC CUPEN 1

Printed juli 7, 2009 at 4:35



Stage 1 -- CLC-13

	PTS	TIME	HIT FACTOR	STAGE POINTS	STAGE PERCENT	COMPETITOR # Name
1	59	6,38	9,2476	60,0000	100,00	12 Bäckström, Mats O
2	58	6,32	9,1772	59,5430	99,24	25 Gyllenberg, Rasmus 1355
3	58	7,03	8,2504	53,5294	89,22	21 Andersson, Tord 195
4	55	7,13	7,7139	50,0487	83,41	5 Svedlund, Patrik 1048
5	54	7,35	7,3469	47,6679	79,45	13 Holmberg, Daniel
6	48	6,63	7,2398	46,9729	78,29	27 Back, Christer 299
7	56	7,75	7,2258	46,8820	78,14	29 Marklund, Tord
8	44	6,20	7,0968	46,0448	76,74	26 Johannesson, Stefan 288
9	58	8,32	6,9712	45,2298	75,38	2 Parhammar, Mats 1073
10	56	8,51	6,5805	42,6951	71,16	3 Ekstrand, Thomas 1055
11	50	7,69	6,5020	42,1855	70,31	7 Svensson, Daniel 979
12	56	8,67	6,4591	41,9072	69,85	22 Ingemarsson, Lars-Åke 401
13	52	8,22	6,3260	41,0442	68,41	19 Jansson, Mikael 914
14	40	6,74	5,9347	38,5053	64,18	4 Lundgren, Thomas 1416
15	53	8,99	5,8954	38,2504	63,75	1 Maternlindewald, Henrik 1353
16	48	8,43	5,6940	36,9431	61,57	14 Wysicki, Roger 1564
17	49	9,54	5,1363	33,3248	55,54	10 Thim, Anders 153
18	32	6,39	5,0078	32,4914	54,15	9 Bergfeldt, Per 597
19	42	9,75	4,3077	27,9489	46,58	28 Wendelklint, Tony
20	54	12,57	4,2959	27,8727	46,45	18 Lundberg, Peter 1630
21	42	10,36	4,0541	26,3033	43,84	16 Nordbäck, Patrick
22	36	8,93	4,0314	26,1560	43,59	8 Forsberg, Jim
23	55	14,12	3,8952	25,2725	42,12	23 Borg, Björn
24	54	14,43	3,7422	24,2799	40,47	17 Dahlbäck, Ola 1628
25	51	16,28	3,1327	20,3252	33,88	11 Bengtsson, Mikael
26	31	11,01	2,8156	18,2681	30,45	20 Svensson, Anders 912
27	16	6,32	2,5316	16,4257	27,38	24 Hjelm, Thomas 1304
28	23	12,75	1,8039	11,7041	19,51	15 Abrahamsson, Johan 1629
29	3	6,18	0,4854	3,1496	5,25	6 Lundin, Per 582

STANDARD -- Overall Stage Results

IPSC CUPEN 1

Printed juli 7, 2009 at 4:35



Stage 2 -- CLC-05

	PTS	TIME	HIT FACTOR	STAGE POINTS	STAGE PERCENT	COMPETITOR # Name
1	39	5,15	7,5728	40,0000	100,00	12 Bäckström, Mats O
2	37	6,30	5,8730	31,0216	77,55	2 Parhammar, Mats 1073
3	30	5,40	5,5556	29,3447	73,36	13 Holmberg, Daniel
4	34	6,15	5,5285	29,2016	73,00	10 Thim, Anders 153
5	38	7,13	5,3296	28,1512	70,38	3 Ekstrand, Thomas 1055
6	32	6,12	5,2288	27,6186	69,05	26 Johannesson, Stefan 288
7	35	6,76	5,1775	27,3479	68,37	19 Jansson, Mikael 914
8	39	7,90	4,9367	26,0760	65,19	22 Ingemarsson, Lars-Åke 401
9	37	7,79	4,7497	25,0880	62,72	8 Forsberg, Jim
10	39	8,26	4,7215	24,9395	62,35	5 Svedlund, Patrik 1048
11	36	8,68	4,1475	21,9071	54,77	11 Bengtsson, Mikael
12	36	8,78	4,1002	21,6576	54,14	29 Marklund, Tord
13	40	10,12	3,9526	20,8777	52,19	18 Lundberg, Peter 1630
14	38	10,19	3,7291	19,6975	49,24	17 Dahlbäck, Ola 1628
15	37	9,96	3,7149	19,6221	49,06	20 Svensson, Anders 912
16	21	5,71	3,6778	19,4261	48,57	21 Andersson, Tord 195
17	22	6,49	3,3898	17,9053	44,76	4 Lundgren, Thomas 1416
18	32	9,52	3,3613	17,7548	44,39	28 Wendelklint, Tony
19	18	5,60	3,2143	16,9780	42,45	24 Hjelm, Thomas 1304
20	35	12,17	2,8759	15,1908	37,98	1 Maternlindewald, Henrik 1353
21	17	6,28	2,7070	14,2985	35,75	25 Gyllenberg, Rasmus 1355
22	19	7,81	2,4328	12,8501	32,13	27 Back, Christer 299
23	20	8,43	2,3725	12,5316	31,33	14 Wysicki, Roger 1564
24	38	16,41	2,3157	12,2314	30,58	7 Svensson, Daniel 979
25	17	7,76	2,1907	11,5715	28,93	6 Lundin, Per 582
26	12	6,17	1,9449	10,2730	25,68	23 Borg, Björn
27	24	14,29	1,6795	8,8712	22,18	15 Abrahamsson, Johan 1629
28	11	7,16	1,5363	8,1149	20,29	9 Bergfeldt, Per 597
29	0	1,77	0,0000	0,0000	0,00	16 Nordbäck, Patrick

STANDARD -- Overall Stage Results

IPSC CUPEN 1

Printed juli 7, 2009 at 4:35



Stage 3 -- CLC-47

	PTS	TIME	HIT FACTOR	STAGE POINTS	STAGE PERCENT	COMPETITOR # Name
1	29	6,43	4,5101	30,0000	100,00	12 Bäckström, Mats O
2	25	5,63	4,4405	29,5370	98,46	21 Andersson, Tord 195
3	26	6,23	4,1734	27,7600	92,53	26 Johannesson, Stefan 288
4	28	6,73	4,1605	27,6743	92,25	22 Ingemarsson, Lars-Åke 401
5	26	6,34	4,1009	27,2784	90,93	25 Gyllenberg, Rasmus 1355
6	28	7,71	3,6316	24,1567	80,52	3 Ekstrand, Thomas 1055
7	24	6,61	3,6309	24,1515	80,50	24 Hjelm, Thomas 1304
8	28	7,77	3,6036	23,9702	79,90	14 Wysicki, Roger 1564
9	28	8,05	3,4783	23,1364	77,12	5 Svedlund, Patrik 1048
10	26	7,96	3,2663	21,7267	72,42	29 Marklund, Tord
11	25	8,40	2,9762	19,7968	65,99	8 Forsberg, Jim
12	23	7,82	2,9412	19,5639	65,21	13 Holmberg, Daniel
13	26	9,71	2,6777	17,8110	59,37	27 Back, Christer 299
14	26	10,41	2,4976	16,6133	55,38	4 Lundgren, Thomas 1416
15	22	8,98	2,4499	16,2960	54,32	18 Lundberg, Peter 1630
16	22	9,28	2,3707	15,7692	52,56	28 Wendelklint, Tony
17	24	10,42	2,3033	15,3207	51,07	10 Thim, Anders 153
18	26	11,33	2,2948	15,2643	50,88	17 Dahlbäck, Ola 1628
19	25	12,18	2,0525	13,6530	45,51	1 Maternlindewald, Henrik 1353
20	13	7,41	1,7544	11,6697	38,90	23 Borg, Björn
21	25	15,23	1,6415	10,9188	36,40	19 Jansson, Mikael 914
22	24	16,17	1,4842	9,8727	32,91	15 Abrahamsson, Johan 1629
23	20	14,47	1,3822	9,1938	30,65	6 Lundin, Per 582
24	12	9,35	1,2834	8,5370	28,46	2 Parhammar, Mats 1073
25	9	7,26	1,2397	8,2459	27,49	20 Svensson, Anders 912
26	18	14,67	1,2270	8,1616	27,21	9 Bergfeldt, Per 597
27	13	14,68	0,8856	5,8905	19,63	7 Svensson, Daniel 979
28	8	14,22	0,5626	3,7422	12,47	11 Bengtsson, Mikael
29	0	1,75	0,0000	0,0000	0,00	16 Nordbäck, Patrick